

2016 PMLA Member Survey Results

Created by the PMLA Long Range Planning Committee

Number of members who responded - 976

Survey duration - April 1, 2016 to June 30, 2016

2016 PML Property Owner Survey

Q1 THIS QUESTION MUST BE ANSWERED FOR THE SURVEY TO BE VALID! I hereby certify that I am currently a property owner at PML. The answers provided below are in conjunction with the unit and lot number indicated below. If you own multiple properties, you can choose to submit a survey for each owned property if you wish. Please specify your Unit & Lot Number

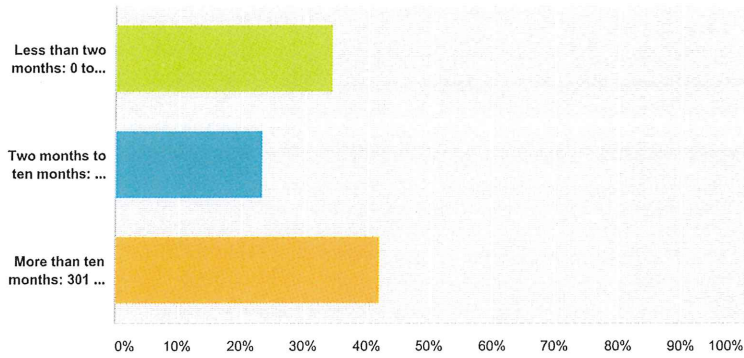
--

Answered: 976 Skipped: 0

2016 PML Property Owner Survey

Q2 How many days per year do you visit and/or live at PML?

Answered: 963 Skipped: 13

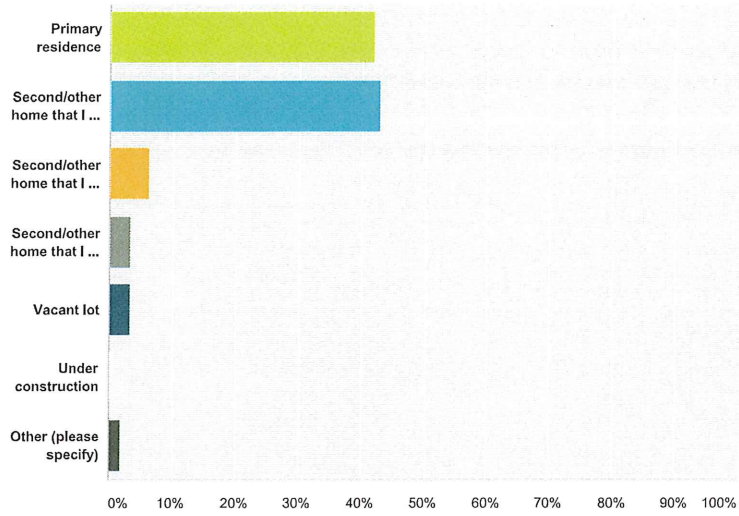


Answer Choices	Responses	
Less than two months: 0 to 60 days	34.48%	332
Two months to ten months: 61 to 300 days	23.47%	226
More than ten months: 301 to 365 days	42.06%	405
Total		963

2016 PML Property Owner Survey

Q3 Which of the following best describes the current state of your PML property?

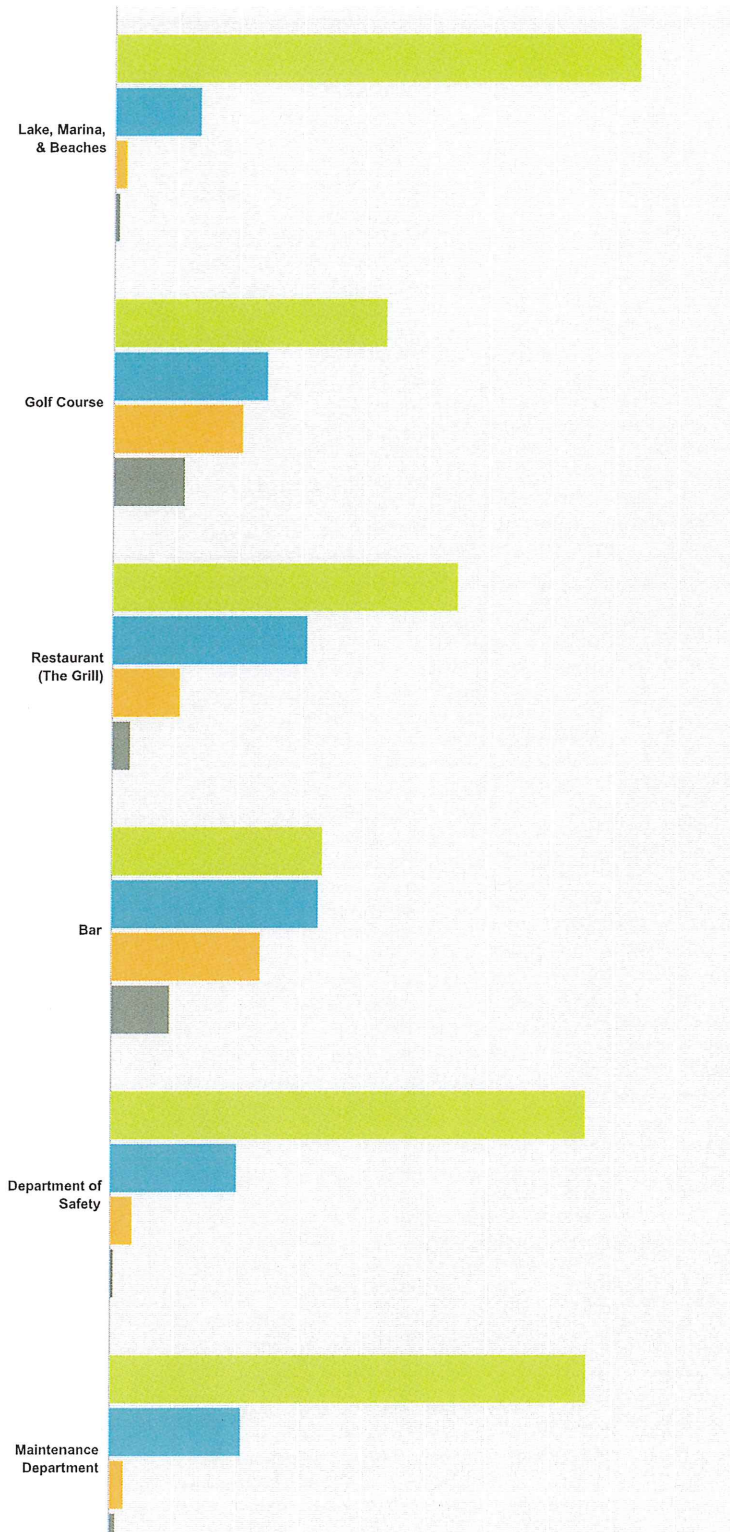
Answered: 967 Skipped: 9



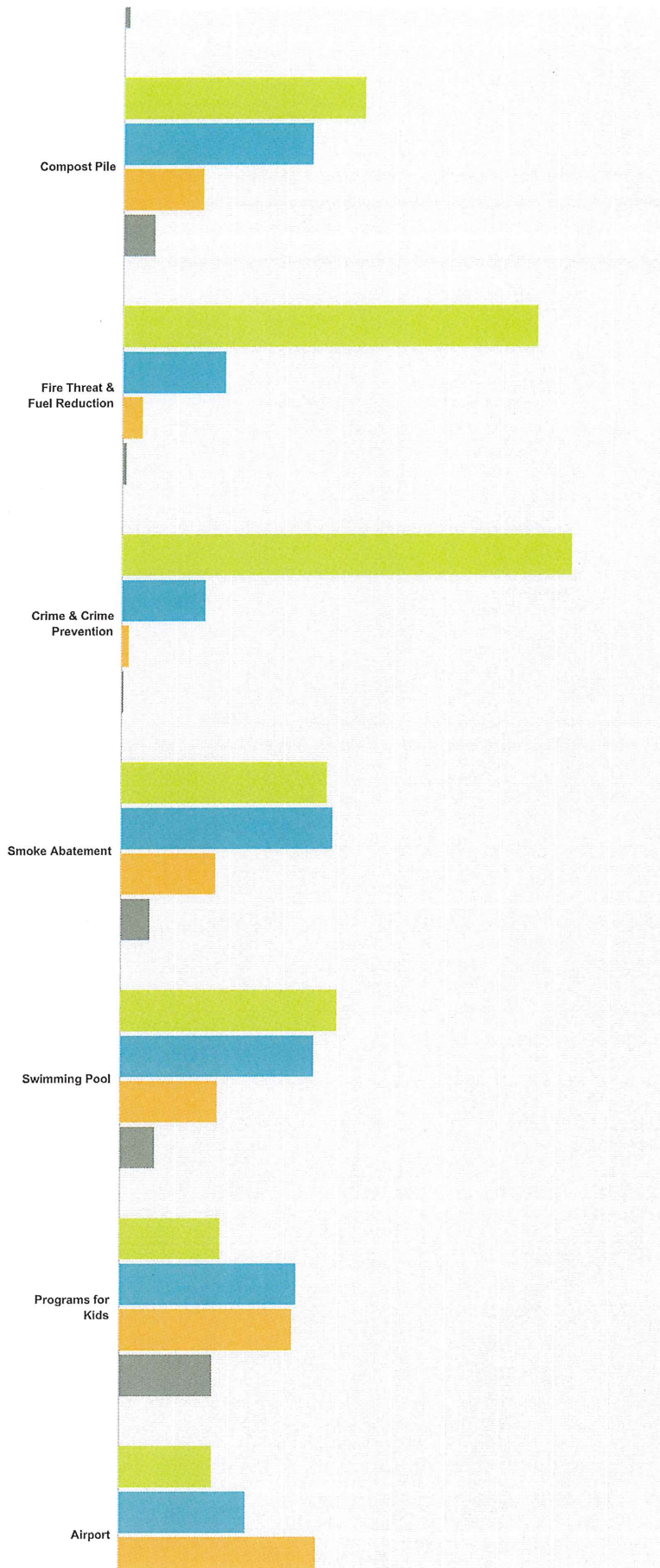
Answer Choices	Responses	
Primary residence	41.99%	406
Second/other home that I do not use as a rental	42.92%	415
Second/other home that I use occasionally for short-term/vacation rentals	6.31%	61
Second/other home that I use PRIMARILY for rentals	3.31%	32
Vacant lot	3.31%	32
Under construction	0.31%	3
Other (please specify)	1.86%	18
Total		967

Q4 Please indicate the importance of the following amenities/services to you and/or your family's enjoyment of owning property at PML. Your choices are: Very Important (VI), Somewhat Important (SI), Not Important (NI), or Don't Care (DC).

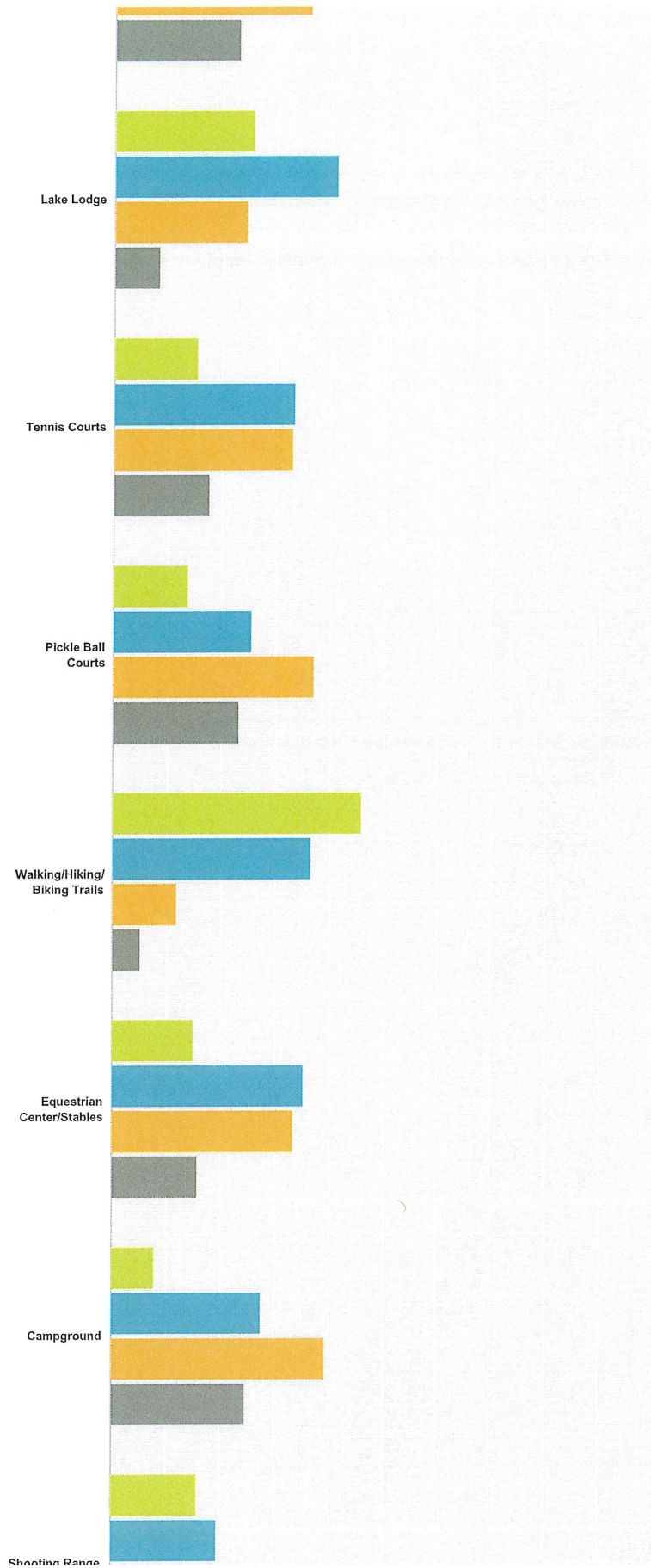
Answered: 945 Skipped: 31



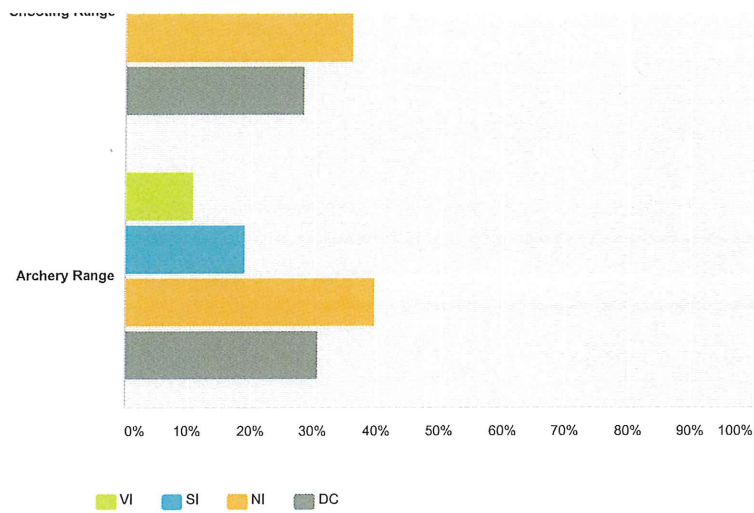
2016 PML Property Owner Survey



2016 PML Property Owner Survey



2016 PML Property Owner Survey

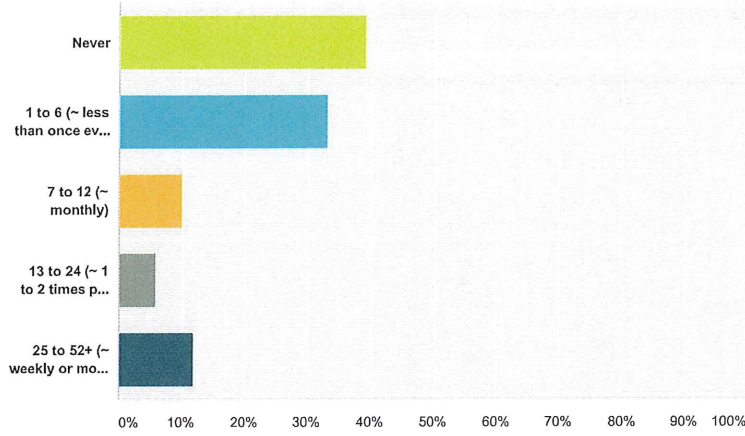


	VI	SI	NI	DC	Total
Lake, Marina, & Beaches	83.49% 784	13.84% 130	1.92% 18	0.75% 7	939
Golf Course	43.38% 406	24.57% 230	20.62% 193	11.43% 107	936
Restaurant (The Grill)	54.94% 517	31.14% 293	10.95% 103	2.98% 28	941
Bar	33.65% 314	33.01% 308	23.90% 223	9.43% 88	933
Department of Safety	75.66% 712	20.19% 190	3.51% 33	0.64% 6	941
Maintenance Department	75.72% 711	21.09% 198	2.24% 21	0.96% 9	939
Compost Pile	44.44% 416	34.94% 327	14.85% 139	5.77% 54	936
Fire Threat & Fuel Reduction	76.36% 717	19.06% 179	3.83% 36	0.75% 7	939
Crime & Crime Prevention	82.82% 781	15.38% 145	1.48% 14	0.32% 3	943
Smoke Abatement	38.08% 353	38.94% 361	17.58% 163	5.39% 50	927
Swimming Pool	39.83% 372	35.76% 334	17.99% 168	6.42% 60	934
Programs for Kids	18.54% 173	32.58% 304	31.83% 297	17.04% 159	933
Airport	17.19% 160	23.31% 217	36.31% 338	23.20% 216	931
Lake Lodge	25.85% 242	41.24% 386	24.57% 230	8.33% 78	936
Tennis Courts	15.38% 143	33.55% 312	33.23% 309	17.85% 166	930
Pickle Ball Courts	13.71% 127	25.59% 237	37.26% 345	23.43% 217	926
Walking/Hiking/Biking Trails	46.15% 432	36.65% 343	11.97% 112	5.24% 49	936
Equestrian Center/Stables	15.10% 141	35.44% 331	33.62% 314	15.85% 148	934
Campground	7.84% 73	27.82% 259	39.42% 367	24.92% 232	931
Shooting Range	15.83% 148	19.57% 183	36.15% 338	28.45% 266	935
Archery Range	10.91% 102	18.93% 177	39.57% 370	30.59% 286	935

2016 PML Property Owner Survey

Q5 Golf Course: How many times do you or members of your household and/or visitors/guests use this amenity in a typical year?

Answered: 920 Skipped: 50

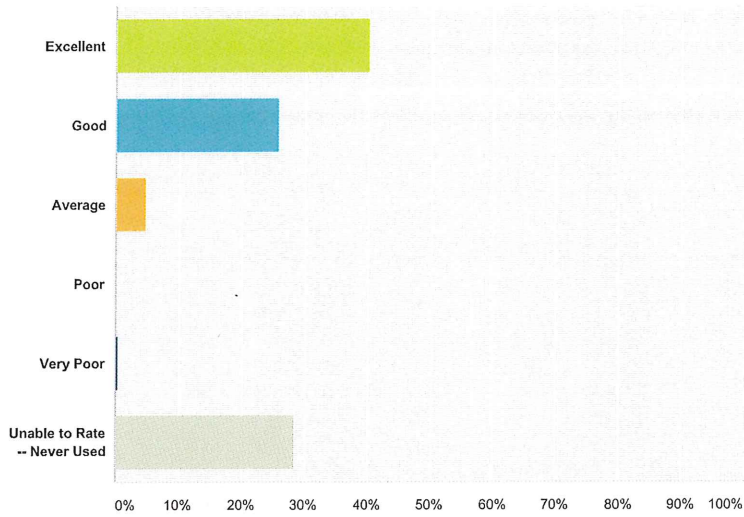


Answer Choices	Responses	
Never	39.24%	361
1 to 6 (~ less than once every 2 months)	33.15%	305
7 to 12 (~ monthly)	10.00%	92
13 to 24 (~ 1 to 2 times per month)	5.76%	53
25 to 52+ (~ weekly or more often)	11.85%	109
Total		920

2016 PML Property Owner Survey

Q6 Golf Course: Overall, how would you rate this amenity as a whole (quality, completeness, prices, etc)?

Answered: 913 Skipped: 63



Answer Choices	Responses	
Excellent	40.20%	367
Good	25.96%	237
Average	4.82%	44
Poor	0.11%	1
Very Poor	0.44%	4
Unable to Rate -- Never Used	28.48%	260
Total		913

2016 PML Property Owner Survey

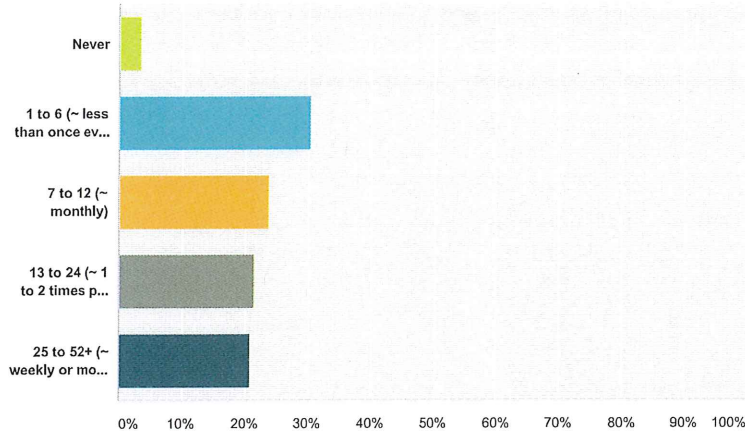
Q7 Golf Course: What specific idea(s) would you suggest to improve this amenity?

Answered: 256 Skipped: 720

2016 PML Property Owner Survey

Q8 Lake/Marina/Beaches: How many times do you or members of your household and/or visitors/guests use this amenity in a typical year?

Answered: 914 Skipped: 62

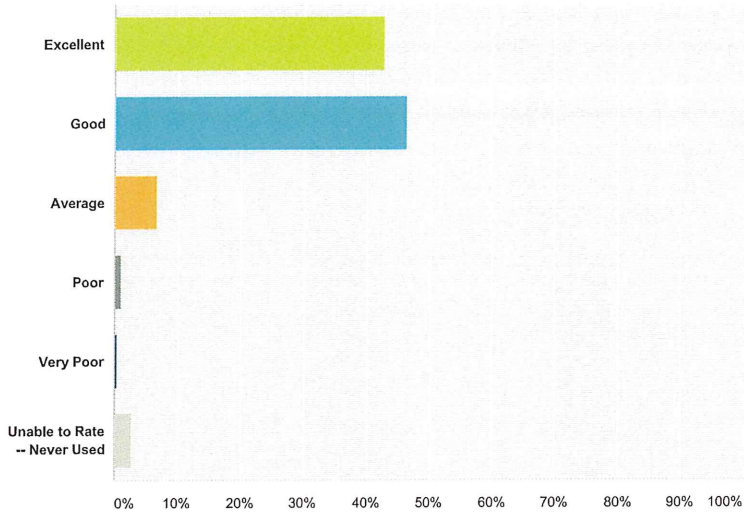


Answer Choices	Responses	
Never	3.39%	31
1 to 6 (~ less than once every 2 months)	30.53%	279
7 to 12 (~ monthly)	23.74%	217
13 to 24 (~ 1 to 2 times per month)	21.55%	197
25 to 52+ (~ weekly or more often)	20.79%	190
Total		914

2016 PML Property Owner Survey

Q9 Lake/Marina/Beaches: Overall, how would you rate this amenity as a whole (quality, completeness, prices, etc)?

Answered: 915 Skipped: 61



Answer Choices	Responses
Excellent	42.84% 392
Good	46.34% 424
Average	6.78% 62
Poor	0.98% 9
Very Poor	0.44% 4
Unable to Rate -- Never Used	2.62% 24
Total	915

2016 PML Property Owner Survey

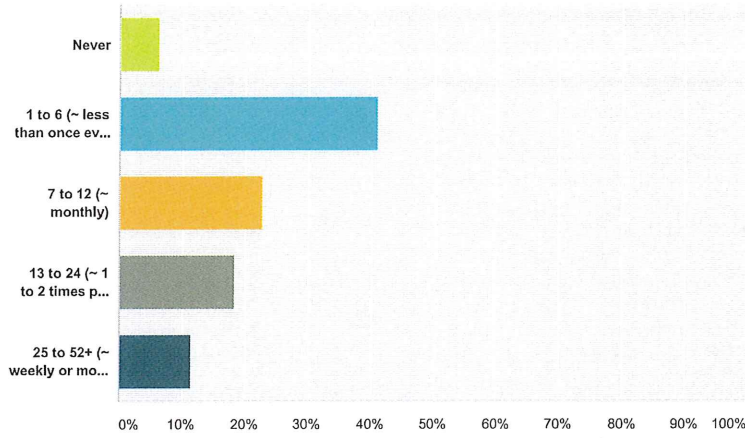
Q10 Lake/Marina/Beaches: What specific idea(s) would you suggest to improve this amenity?

Answered: 406 Skipped: 570

2016 PML Property Owner Survey

Q11 Restaurant/Bar: How many times do you or members of your household and/or visitors/guests use this amenity in a typical year?

Answered: 918 Skipped: 58

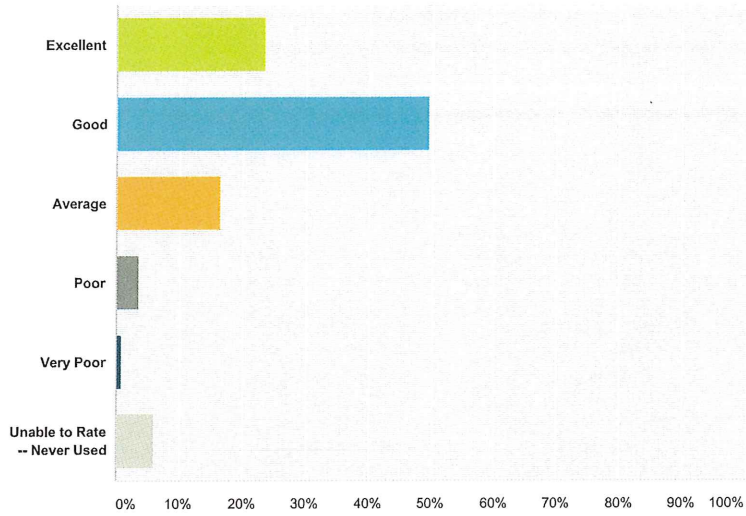


Answer Choices	Responses	
Never	6.32%	58
1 to 6 (~ less than once every 2 months)	41.18%	378
7 to 12 (~ monthly)	22.77%	209
13 to 24 (~ 1 to 2 times per month)	18.30%	168
25 to 52+ (~ weekly or more often)	11.44%	105
Total		918

2016 PML Property Owner Survey

Q12 Restaurant/Bar: Overall, how would you rate this amenity as a whole (quality, completeness, prices, etc)?

Answered: 915 Skipped: 61



Answer Choices	Responses	
Excellent	23.50%	215
Good	49.73%	455
Average	16.50%	151
Poor	3.50%	32
Very Poor	0.77%	7
Unable to Rate -- Never Used	6.01%	55
Total		915

2016 PML Property Owner Survey

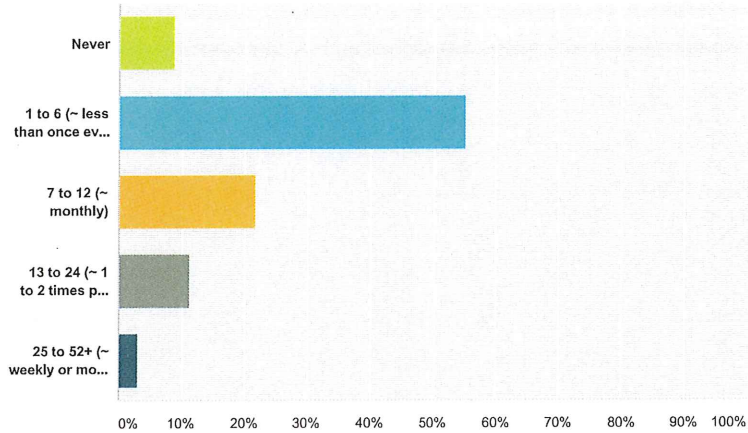
**Q13 Restaurant/Bar: What specific idea(s)
would you suggest to improve this
amenity?**

Answered: 367 Skipped: 609

2016 PML Property Owner Survey

Q14 Department of Safety: How many times do you or members of your household and/or visitors/guests use this service in a typical year? (Note: getting a gate pass for a visitor/guest involves this department!)

Answered: 913 Skipped: 63

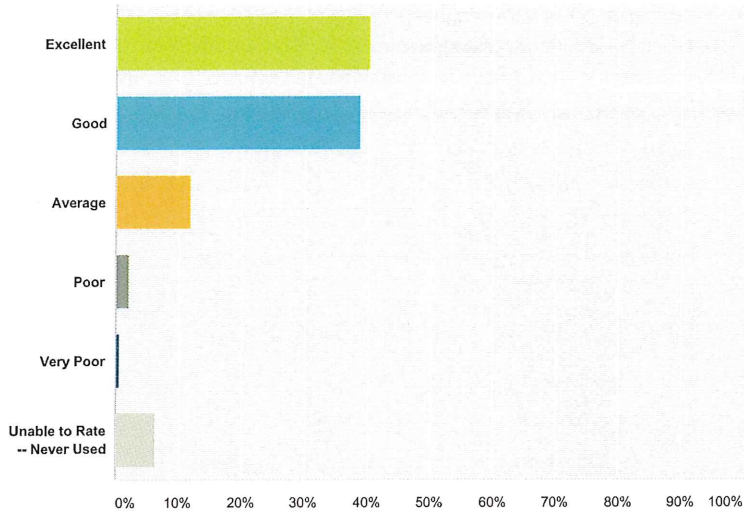


Answer Choices	Responses	Count
Never	8.87%	81
1 to 6 (~ less than once every 2 months)	55.09%	503
7 to 12 (~ monthly)	21.69%	198
13 to 24 (~ 1 to 2 times per month)	11.17%	102
25 to 52+ (~ weekly or more often)	3.18%	29
Total		913

2016 PML Property Owner Survey

Q15 Department of Safety: Overall, how would you rate this service as a whole (professionalism, responsiveness, etc)?

Answered: 913 Skipped: 63



Answer Choices	Responses
Excellent	40.31% 368
Good	38.77% 354
Average	11.83% 108
Poor	2.19% 20
Very Poor	0.55% 5
Unable to Rate -- Never Used	6.35% 58
Total	913

2016 PML Property Owner Survey

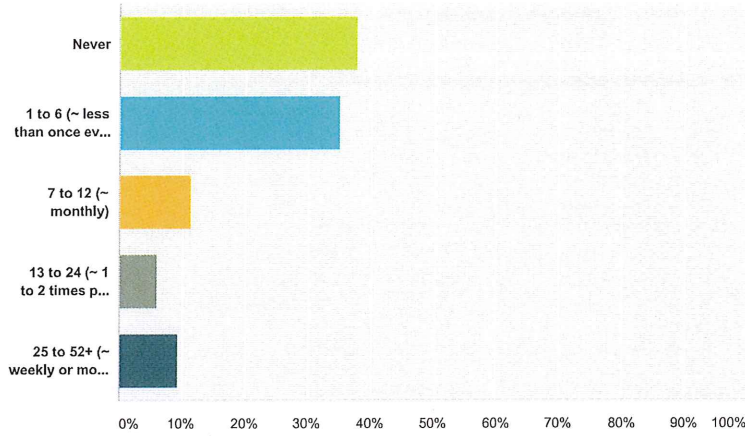
Q16 Department of Safety: What specific idea(s) would you suggest to improve this service?

Answered: 234 Skipped: 742

2016 PML Property Owner Survey

Q17 Swimming Pool: How many times do you or members of your household and/or visitors/guests use this amenity in a typical year?

Answered: 911 Skipped: 65

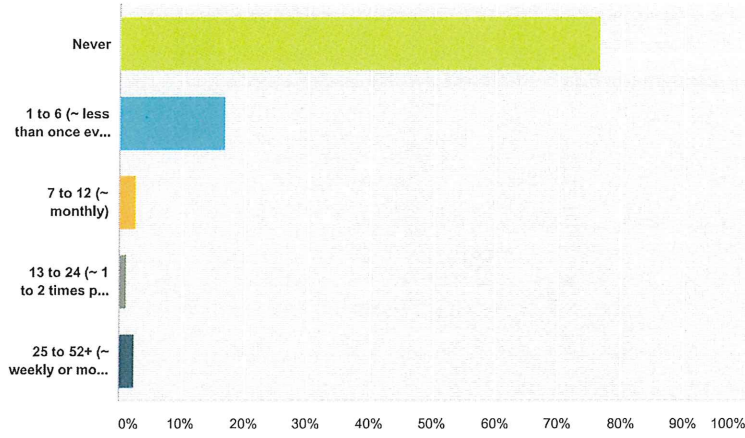


Answer Choices	Responses	
Never	37.87%	345
1 to 6 (~ less than once every 2 months)	35.13%	320
7 to 12 (~ monthly)	11.53%	105
13 to 24 (~ 1 to 2 times per month)	6.04%	55
25 to 52+ (~ weekly or more often)	9.44%	86
Total		911

2016 PML Property Owner Survey

Q18 Tennis Courts: How many times do you or members of your household and/or visitors/guests use this amenity in a typical year?

Answered: 915 Skipped: 61

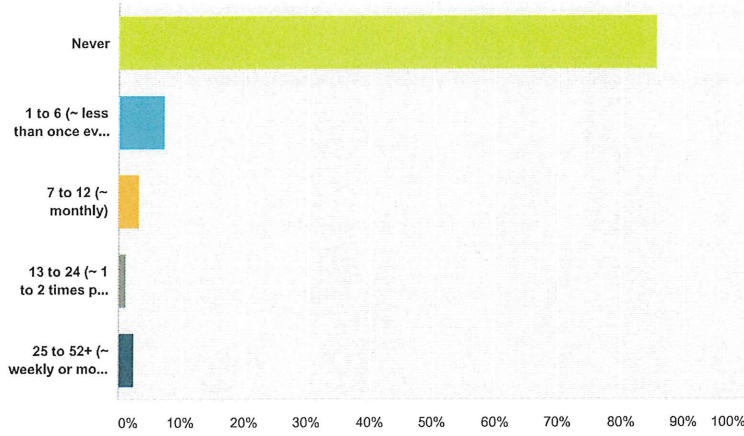


Answer Choices	Responses	
Never	76.50%	700
1 to 6 (~ less than once every 2 months)	16.94%	155
7 to 12 (~ monthly)	2.73%	25
13 to 24 (~ 1 to 2 times per month)	1.31%	12
25 to 52+ (~ weekly or more often)	2.51%	23
Total		915

2016 PML Property Owner Survey

Q19 Pickle Ball Courts: How many times do you or members of your household and/or visitors/guests use this amenity in a typical year?

Answered: 916 Skipped: 60

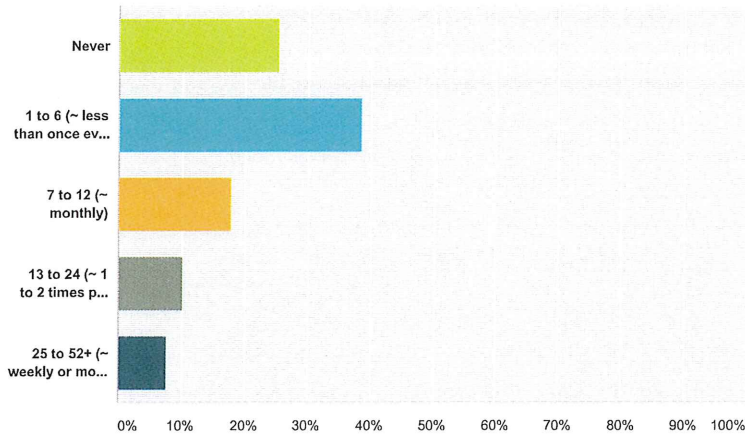


Answer Choices	Responses	
Never	85.70%	785
1 to 6 (~ less than once every 2 months)	7.21%	66
7 to 12 (~ monthly)	3.38%	31
13 to 24 (~ 1 to 2 times per month)	1.31%	12
25 to 52+ (~ weekly or more often)	2.40%	22
Total		916

2016 PML Property Owner Survey

Q20 Walking/Hiking/Biking Trails: How many times do you or members of your household and/or visitors/guests use this amenity in a typical year?

Answered: 910 Skipped: 66

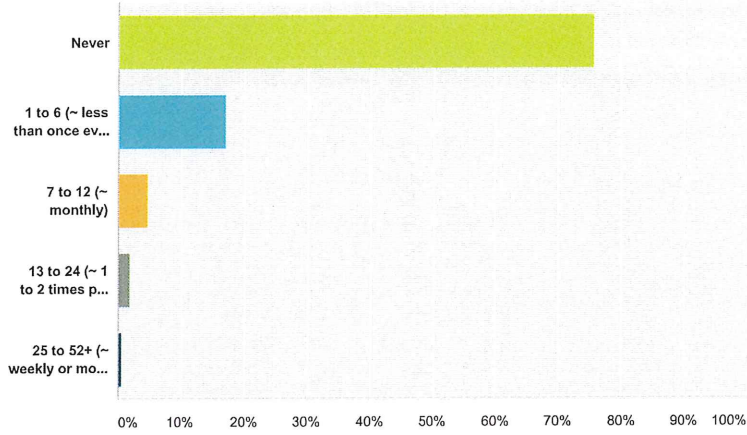


Answer Choices	Responses	Count
Never	25.38%	231
1 to 6 (~ less than once every 2 months)	38.68%	352
7 to 12 (~ monthly)	18.02%	164
13 to 24 (~ 1 to 2 times per month)	10.22%	93
25 to 52+ (~ weekly or more often)	7.69%	70
Total		910

2016 PML Property Owner Survey

Q21 Shooting Range: How many times do you or members of your household and/or visitors/guests use this amenity in a typical year?

Answered: 910 Skipped: 66

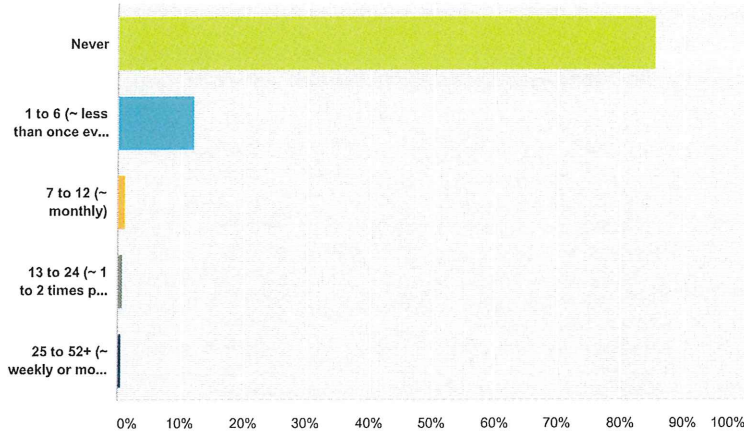


Answer Choices	Responses	Count
Never	75.49%	687
1 to 6 (~ less than once every 2 months)	17.14%	156
7 to 12 (~ monthly)	4.84%	44
13 to 24 (~ 1 to 2 times per month)	1.87%	17
25 to 52+ (~ weekly or more often)	0.66%	6
Total		910

2016 PML Property Owner Survey

Q22 Archery Range: How many times do you or members of your household and/or visitors/guests use this amenity in a typical year?

Answered: 913 Skipped: 63

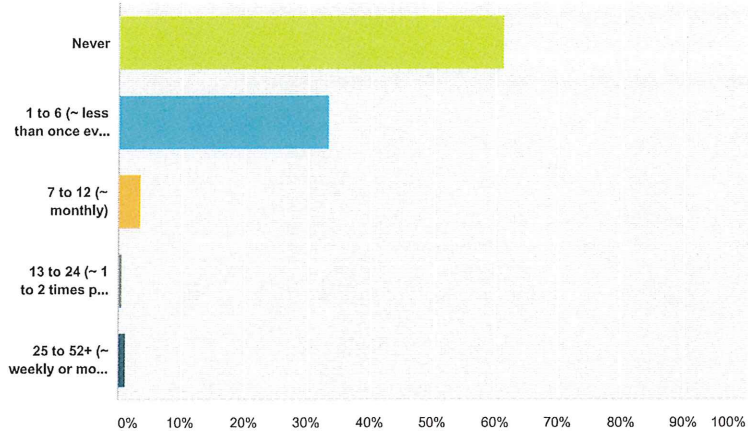


Answer Choices	Responses	
Never	85.32%	779
1 to 6 (~ less than once every 2 months)	12.05%	110
7 to 12 (~ monthly)	1.31%	12
13 to 24 (~ 1 to 2 times per month)	0.77%	7
25 to 52+ (~ weekly or more often)	0.55%	5
Total		913

2016 PML Property Owner Survey

Q23 Equestrian Center/Stables: How many times do you or members of your household and/or visitors/guests use this amenity in a typical year?

Answered: 913 Skipped: 63

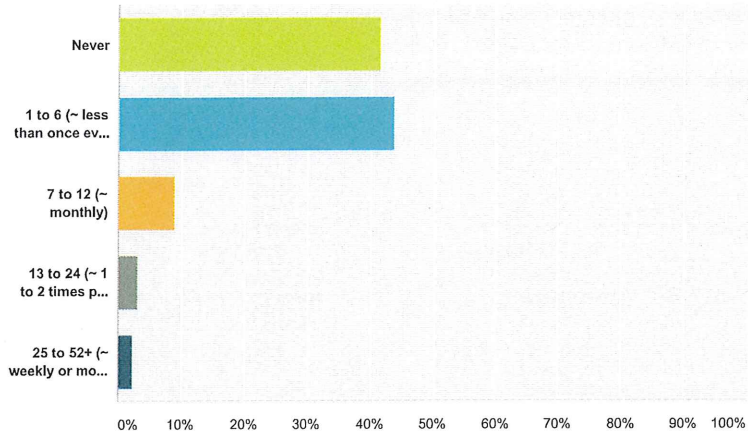


Answer Choices	Responses	
Never	61.23%	559
1 to 6 (~ less than once every 2 months)	33.41%	305
7 to 12 (~ monthly)	3.61%	33
13 to 24 (~ 1 to 2 times per month)	0.55%	5
25 to 52+ (~ weekly or more often)	1.20%	11
Total		913

2016 PML Property Owner Survey

Q24 Lake Lodge: How many times do you or members of your household and/or visitors/guests use this amenity in a typical year?

Answered: 908 Skipped: 68

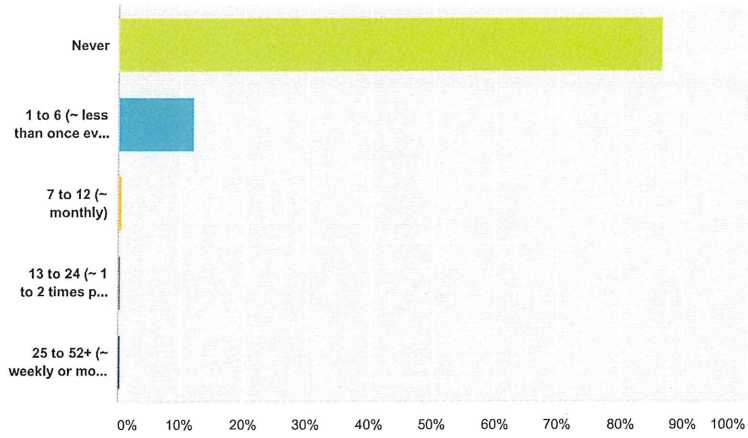


Answer Choices	Responses	
Never	41.63%	378
1 to 6 (~ less than once every 2 months)	43.94%	399
7 to 12 (~ monthly)	9.03%	82
13 to 24 (~ 1 to 2 times per month)	3.08%	28
25 to 52+ (~ weekly or more often)	2.31%	21
Total		908

2016 PML Property Owner Survey

Q25 Campground: How many times do you or members of your household and/or visitors/guests use this amenity in a typical year?

Answered: 913 Skipped: 63



Answer Choices	Responses	
Never	86.53%	790
1 to 6 (~ less than once every 2 months)	12.05%	110
7 to 12 (~ monthly)	0.66%	6
13 to 24 (~ 1 to 2 times per month)	0.44%	4
25 to 52+ (~ weekly or more often)	0.33%	3
Total		913

2016 PML Property Owner Survey

Q26 What specific idea(s) would you suggest to improve this service?

Answered: 514 Skipped: 462

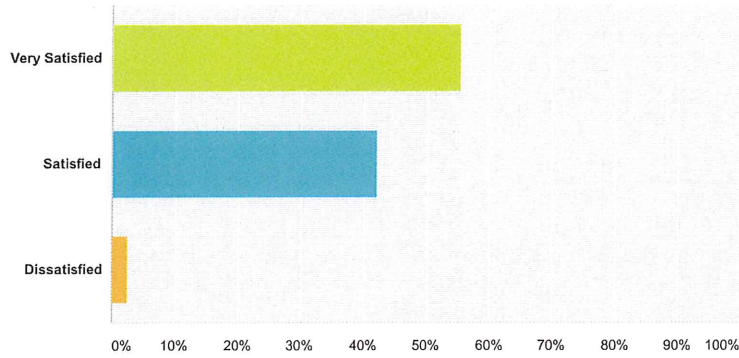
2016 PML Property Owner Survey

Q27 What specific idea(s) would you suggest to improve PMLA's communication strategy and indicate which of the current communication methods (newspaper, website, email, etc) you use?

Answered: 558 Skipped: 418

Q28 The “behind the scenes” PMLA Maintenance Department works to keep all amenities, services, and general association infrastructure in working condition. In addition to supporting our public/private amenities and services, other key elements they are involved with include: roads, common areas, green belts, gates, etc. Overall, how would you rate the PMLA Maintenance Department?

Answered: 892 Skipped: 84

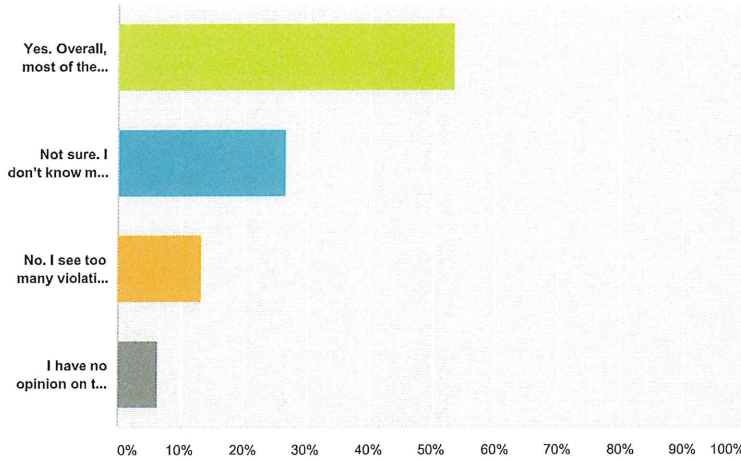


Answer Choices	Responses	
Very Satisfied	55.27%	493
Satisfied	42.15%	376
Dissatisfied	2.58%	23
Total		892

2016 PML Property Owner Survey

Q29 PMLA is governed by the set of rules in our CC&Rs and Bylaws as well as by state and federal laws. (The CC&Rs and Bylaws can be found on the PMLA website under the “Governance” [Governing Documents] tab.) The aforementioned rules apply to ALL owners of property in PML. Do you think PMLA administration does a good job of enforcing its rules?

Answered: 884 Skipped: 92

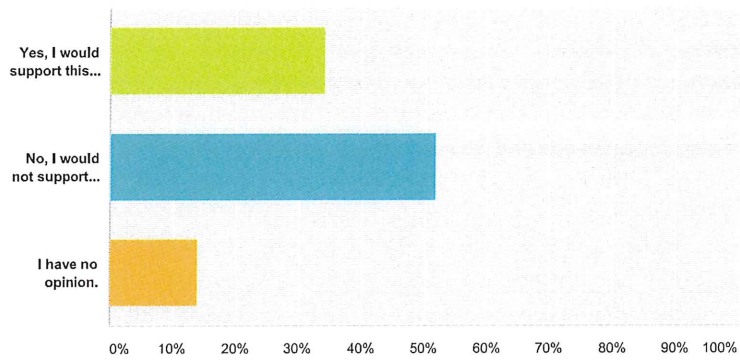


Answer Choices	Responses
Yes, Overall, most of the rules are enforced.	53.51% 473
Not sure. I don't know many of the rules and don't see many violations.	26.70% 236
No, I see too many violations that aren't addressed.	13.35% 118
I have no opinion on this issue.	6.45% 57
Total	884

2016 PML Property Owner Survey

Q30 Should PMLA allow single room rentals?

Answered: 881 Skipped: 95

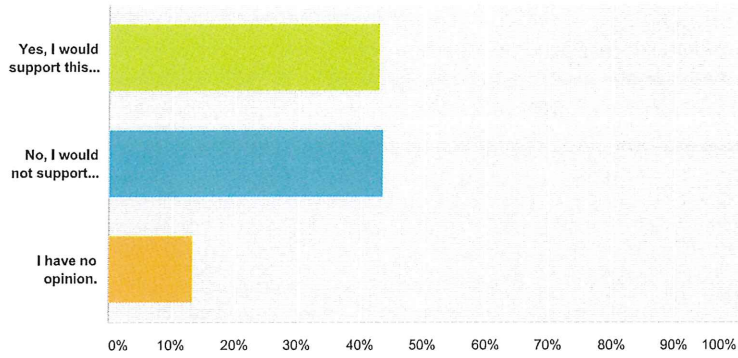


Answer Choices	Responses
Yes, I would support this change.	34.28% 302
No, I would not support this change.	51.76% 456
I have no opinion.	13.96% 123
Total	881

2016 PML Property Owner Survey

Q31 Should PMLA allow apartment or guest house rentals?

Answered: 881 Skipped: 95



Answer Choices	Responses
Yes, I would support this change.	43.02% 379
No, I would not support this change.	43.59% 384
I have no opinion.	13.39% 118
Total	881

2016 PML Property Owner Survey

Q32 What do you consider to be the highest priority of the PMLA Board of Directors?

Answered: 679 Skipped: 297

2016 PML Property Owner Survey

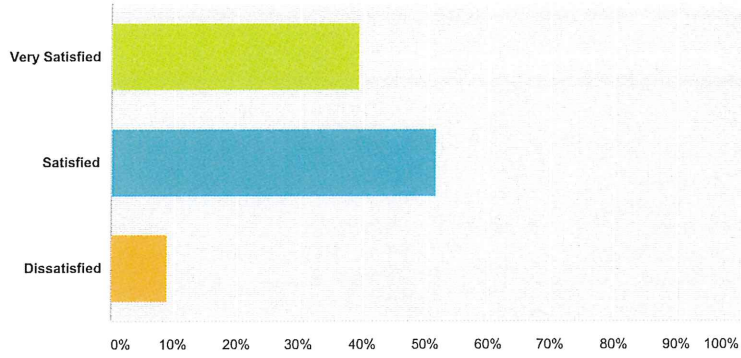
Q33 What do you consider to be the highest priority of the PMLA Administration Office & Amenity/Service Management Staff?

Answered: 573 Skipped: 403

2016 PML Property Owner Survey

Q34 How satisfied are you with the overall package of PMLA services/amenities you receive based on the assessments/fees you pay?

Answered: 864 Skipped: 112



Answer Choices	Responses	
Very Satisfied	39.47%	341
Satisfied	51.50%	445
Dissatisfied	9.03%	78
Total		864

2016 PML Property Owner Survey

Q35 If you are dissatisfied with the value of PMLA services/amenities you receive for the annual assessments/fees you pay, please provide your suggestions on how we can improve services/amenities to increase your satisfaction.

Answered: 216 Skipped: 760

2016 PML Property Owner Survey

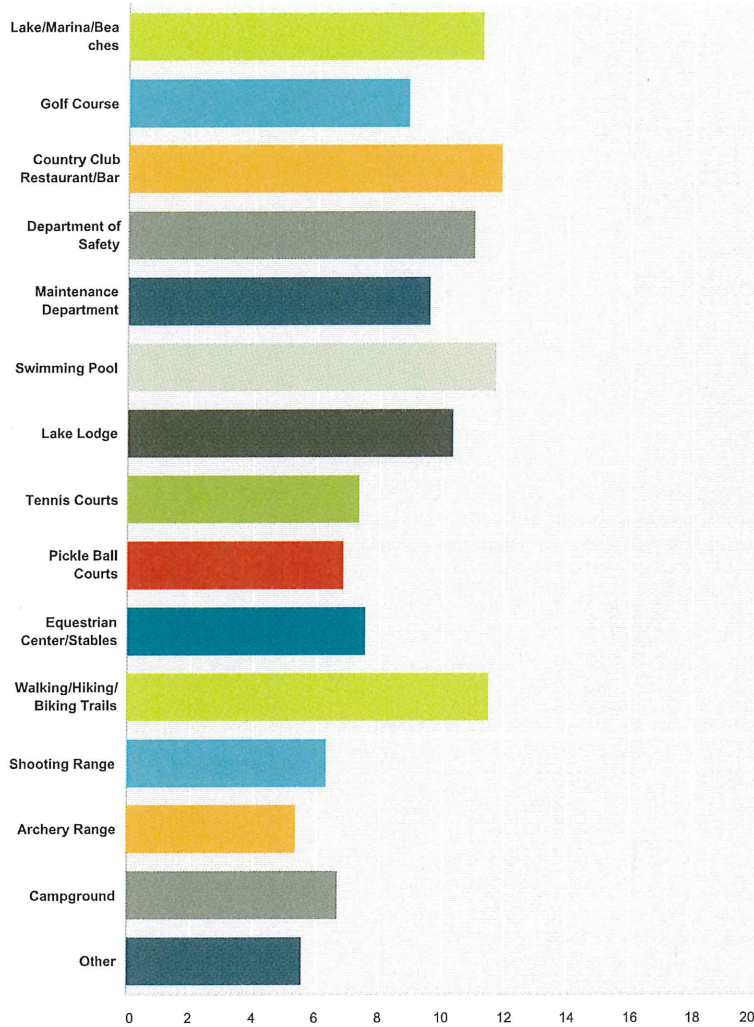
Q36 What suggestions do you have regarding improving/changing any currently existing amenity/service mentioned in this survey?

Answered: 363 Skipped: 613

2016 PML Property Owner Survey

Q37 In your opinion, which of the following current amenities/services NEEDS THE MOST DEVELOPMENT OR IMPROVEMENT? One or more choices are allowed. PLEASE RANK YOUR CHOICES USING A NUMBER WHERE 1 MEANS THIS AMENITY NEEDS THE MOST IMPROVEMENT.

Answered: 618 Skipped: 358



	1	2	3	4	5	6	7	8	9	10	11	12	13	14	15	Total	Score
Lake/Marina/Beaches	25.78% 74	14.98% 43	16.72% 48	7.32% 21	5.23% 15	4.88% 14	3.48% 10	0.70% 2	1.74% 5	5.57% 16	1.74% 5	3.48% 10	1.05% 3	3.14% 9	4.18% 12	287	11.27
Golf Course	4.76% 10	16.19% 34	11.43% 24	7.62% 16	8.10% 17	6.19% 13	2.86% 6	6.67% 14	4.29% 9	6.19% 13	3.33% 7	2.38% 5	2.86% 6	6.67% 14	10.48% 22	210	8.94
Country Club Restaurant/Bar	27.74% 91	16.46% 54	16.16% 53	9.45% 31	7.93% 26	2.74% 9	2.44% 8	2.13% 7	3.66% 12	2.13% 7	1.22% 4	1.83% 6	3.35% 11	1.22% 4	1.52% 5	328	11.90
Department of Safety	23.78% 68	12.24% 35	8.74% 25	12.94% 37	8.04% 23	5.24% 15	6.64% 19	2.80% 8	4.55% 13	2.10% 6	1.05% 3	4.55% 13	2.80% 8	2.10% 6	2.45% 7	286	11.03
Maintenance Department	5.15% 12	9.44% 22	9.44% 22	11.16% 26	15.45% 36	7.30% 17	6.87% 16	9.87% 23	3.86% 9	5.15% 12	4.29% 10	2.58% 6	3.00% 7	4.29% 10	2.15% 5	233	9.59
Swimming Pool	31.93% 91	13.33% 38	7.72% 22	8.42% 24	7.02% 20	9.82% 28	5.26% 15	2.46% 7	2.81% 8	3.51% 10	0.70% 2	2.46% 7	1.75% 5	1.40% 4	1.40% 4	285	11.73
Lake Lodge	15.60% 39	12.00% 30	9.60% 24	6.40% 16	8.40% 21	4.80% 12	14.40% 36	6.40% 16	4.80% 12	5.20% 13	3.20% 8	4.40% 11	2.00% 5	1.60% 4	1.20% 3	250	10.34

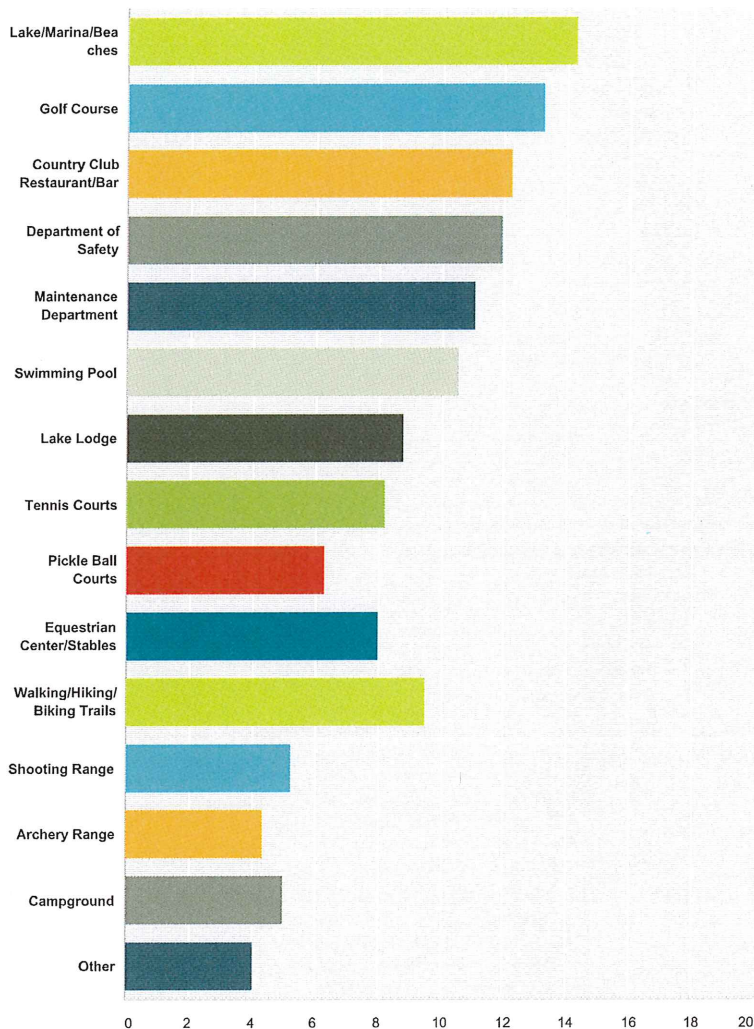
2016 PML Property Owner Survey

Tennis Courts	4.79% 8	2.40% 4	2.99% 5	3.59% 6	4.79% 8	5.39% 9	5.99% 10	16.17% 27	12.57% 21	12.57% 21	7.19% 12	7.78% 13	7.19% 12	3.59% 6	2.99% 5	167	7.40
Pickle Ball Courts	4.24% 7	4.24% 7	4.85% 8	3.03% 5	2.42% 4	3.03% 5	7.27% 12	6.67% 11	16.97% 28	11.52% 19	7.27% 12	6.67% 11	5.45% 9	6.06% 10	10.30% 17	165	6.88
Equestrian Center/Stables	1.74% 3	4.07% 7	5.23% 9	5.23% 9	5.23% 9	7.56% 13	4.65% 8	7.56% 13	9.88% 17	22.09% 38	16.86% 29	2.33% 4	3.49% 6	2.33% 4	1.74% 3	172	7.62
Walking/Hiking/Biking Trails	26.25% 84	18.13% 58	10.00% 32	6.56% 21	8.13% 26	5.94% 19	3.44% 11	4.06% 13	2.81% 9	3.13% 10	7.50% 24	0.63% 2	1.56% 5	0.63% 2	1.25% 4	320	11.54
Shooting Range	3.39% 6	4.52% 8	4.52% 8	7.91% 14	5.08% 9	4.52% 8	2.82% 5	2.82% 5	3.39% 6	4.52% 8	2.82% 5	23.73% 42	8.47% 15	9.60% 17	11.86% 21	177	6.33
Archery Range	1.78% 3	2.96% 5	5.33% 9	3.55% 6	2.96% 5	2.96% 5	2.37% 4	4.73% 8	4.14% 7	3.55% 6	5.92% 10	7.10% 12	30.18% 51	14.79% 25	7.69% 13	169	5.37
Campground	5.88% 12	5.39% 11	9.80% 20	3.43% 7	4.41% 9	2.94% 6	4.90% 10	5.88% 12	2.45% 5	5.88% 12	3.92% 8	7.84% 16	4.90% 10	21.57% 44	10.78% 22	204	6.74
Other	17.98% 16	3.37% 3	2.25% 2	3.37% 3	1.12% 1	1.12% 1	1.12% 1	3.37% 3	1.12% 1	1.12% 1	4.49% 4	3.37% 3	0.00% 0	5.62% 5	50.56% 45	89	5.60

2016 PML Property Owner Survey

Q38 In your opinion, which of the following current amenities/services **ADD THE MOST ECONOMIC VALUE** to your property? One or more choices are allowed. **PLEASE RANK YOUR CHOICES USING A NUMBER WHERE 1 MEANS THIS AMENITY ADDS THE MOST ECONOMIC VALUE.**

Answered: 770 Skipped: 206



	1	2	3	4	5	6	7	8	9	10	11	12	13	14	15	Total	Score
Lake/Marina/Beaches	63.19% 424	20.86% 140	10.88% 73	2.38% 16	1.19% 8	0.30% 2	0.15% 1	0.00% 0	0.00% 0	0.15% 1	0.00% 0	0.00% 0	0.00% 0	0.15% 1	0.75% 5	671	14.29
Golf Course	31.01% 182	39.69% 233	10.90% 64	4.60% 27	4.26% 25	2.21% 13	1.36% 8	0.85% 5	0.51% 3	1.02% 6	0.00% 0	0.17% 1	0.68% 4	1.53% 9	1.19% 7	587	13.22
Country Club Restaurant/Bar	7.09% 38	20.52% 110	39.37% 211	11.01% 59	8.40% 45	4.29% 23	1.12% 6	1.68% 9	1.49% 8	1.12% 6	0.75% 4	0.00% 0	0.93% 5	0.93% 5	1.31% 7	536	12.23
Department of Safety	9.82% 44	12.72% 57	24.11% 108	25.45% 114	8.93% 40	5.58% 25	4.24% 19	2.90% 13	2.46% 11	1.56% 7	0.67% 3	1.12% 5	0.00% 0	0.45% 2	0.00% 0	448	11.95
Maintenance Department	2.67% 11	9.95% 41	12.38% 51	21.84% 90	26.70% 110	8.98% 37	4.13% 17	4.37% 18	4.13% 17	1.70% 7	0.97% 4	0.97% 4	0.73% 3	0.00% 0	0.49% 2	412	11.08
Swimming Pool	1.79% 7	7.40% 29	11.99% 47	23.47% 92	11.73% 48	17.86% 70	8.16% 32	5.87% 23	2.81% 11	3.57% 14	2.04% 8	1.53% 6	0.26% 1	0.51% 2	1.02% 4	392	10.56
Lake Lodge	0.70% 2	4.18% 12	3.48% 10	7.32% 21	8.71% 25	13.94% 40	20.21% 58	13.24% 38	10.80% 31	7.32% 21	3.48% 10	3.14% 9	2.44% 7	0.00% 0	1.05% 3	287	8.83

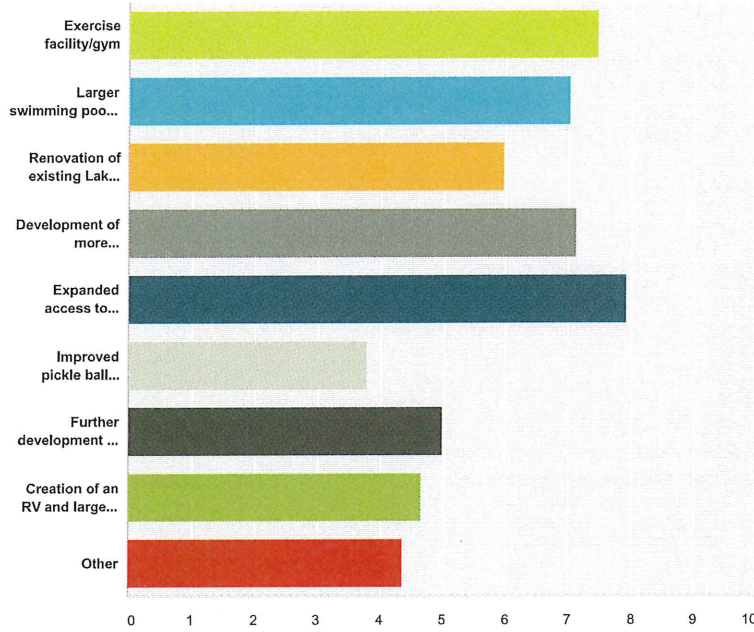
2016 PML Property Owner Survey

Tennis Courts	0.35% 1	0.70% 2	1.75% 5	6.32% 18	12.98% 37	10.88% 31	12.63% 36	17.89% 51	10.18% 29	10.53% 30	9.12% 26	3.51% 10	1.05% 3	1.75% 5	0.35% 1	285	8.23
Pickle Ball Courts	0.42% 1	0.00% 0	0.42% 1	4.17% 10	7.08% 17	5.42% 13	8.33% 20	6.25% 15	15.00% 36	12.50% 30	10.83% 26	7.92% 19	8.75% 21	8.33% 20	4.58% 11	240	6.32
Equestrian Center/Stables	1.64% 5	3.28% 10	2.62% 8	4.59% 14	8.85% 27	9.18% 28	13.77% 42	12.13% 37	8.85% 27	16.39% 50	8.52% 26	4.26% 13	1.64% 5	3.28% 10	0.98% 3	305	8.02
Walking/Hiking/Biking Trails	5.18% 19	5.72% 21	9.81% 36	9.54% 35	11.44% 42	12.26% 45	10.08% 37	8.45% 31	6.81% 25	5.72% 21	10.63% 39	1.36% 5	1.63% 6	0.54% 2	0.82% 3	367	9.54
Shooting Range	1.18% 3	1.57% 4	2.36% 6	3.15% 8	2.36% 6	5.12% 13	3.54% 9	6.69% 17	5.12% 13	5.12% 13	5.12% 13	24.80% 63	9.84% 25	11.02% 28	12.99% 33	254	5.27
Archery Range	0.82% 2	0.00% 0	1.23% 3	0.41% 1	4.10% 10	1.23% 3	2.46% 6	1.64% 4	4.92% 12	6.97% 17	6.15% 15	14.34% 35	35.66% 87	15.98% 39	4.10% 10	244	4.33
Campground	1.17% 3	1.56% 4	1.17% 3	1.56% 4	4.69% 12	3.91% 10	2.73% 7	3.13% 8	5.47% 14	8.20% 21	11.33% 29	12.89% 33	12.89% 33	24.22% 62	5.08% 13	256	5.02
Other	4.90% 5	2.94% 3	2.94% 3	1.96% 2	2.94% 3	3.92% 4	3.92% 4	0.00% 0	1.96% 2	0.98% 1	1.96% 2	1.96% 2	3.92% 4	6.86% 7	58.82% 60	102	4.05

2016 PML Property Owner Survey

Q39 What NEW (does not currently exist!) or significant modification to an existing amenity/service(s) would you like to see at PML? One or more choices are allowed. PLEASE RANK YOUR CHOICES WITH A NUMBER WHERE 1 MEANS THIS AMENITY IS THE MOST DESIRED NEW AMENITY OR SIGNIFICANT MODIFICATION TO AN EXISTING AMENITY.

Answered: 758 Skipped: 218

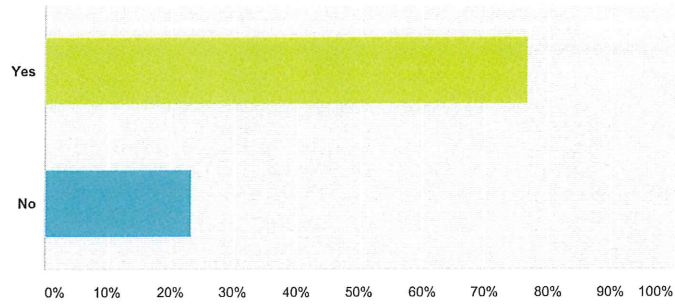


	1	2	3	4	5	6	7	8	9	Total	Score
Exercise facility/gym	35.92% 171	28.15% 134	15.34% 73	8.40% 40	4.62% 22	1.47% 7	1.89% 9	0.84% 4	3.36% 16	476	7.46
Larger swimming pool at a new location	29.97% 110	27.52% 101	13.62% 50	8.17% 30	6.81% 25	3.54% 13	1.63% 6	4.36% 16	4.36% 16	367	7.01
Renovation of existing Lake Lodge building	12.14% 34	14.64% 41	17.50% 49	16.07% 45	14.29% 40	11.43% 32	8.21% 23	5.00% 14	0.71% 2	280	5.98
Development of more walking/hiking/biking trails	21.54% 95	26.08% 115	23.58% 104	14.29% 63	6.58% 29	4.31% 19	2.27% 10	0.68% 3	0.68% 3	441	7.12
Expanded access to high-speed internet service	48.66% 273	20.50% 115	15.69% 88	7.66% 43	5.70% 32	0.53% 3	0.36% 2	0.71% 4	0.18% 1	561	7.91
Improved pickle ball facility	3.37% 7	4.81% 10	5.29% 11	7.69% 16	8.65% 18	19.71% 41	19.23% 40	17.79% 37	13.46% 28	208	3.81
Further development of current campground area for revenue generation	5.12% 13	11.81% 30	14.96% 38	11.02% 28	11.81% 30	11.81% 30	18.90% 48	9.84% 25	4.72% 12	254	4.99
Creation of an RV and large vehicle storage park	6.83% 19	8.99% 25	11.87% 33	14.39% 40	9.71% 27	8.99% 25	9.71% 27	19.06% 53	10.43% 29	278	4.65
Other	17.39% 16	9.78% 9	4.35% 4	10.87% 10	5.43% 5	4.35% 4	1.09% 1	10.87% 10	35.87% 33	92	4.36

2016 PML Property Owner Survey

Q40 Would you like to see PMLA invest any of its time or money towards improving access to a higher-speed (broadband) Internet service for a larger community of PML members?

Answered: 806 Skipped: 170

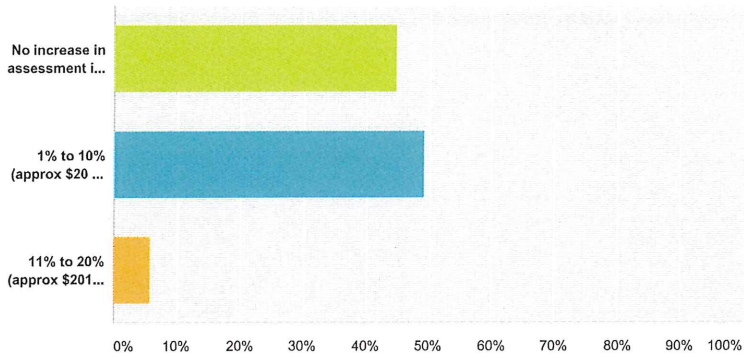


Answer Choices	Responses	
Yes	76.67%	618
No	23.33%	188
Total		806

2016 PML Property Owner Survey

Q41 What increase in annual assessments would you be willing to accept to either add new amenities/services or significantly improve existing amenities/services? (Note: the annual 2016 PMLA assessment is \$2,040/year per property.)

Answered: 831 Skipped: 145



Answer Choices	Responses	
No increase in assessment is acceptable for this purpose.	44.89%	373
1% to 10% (approx \$20 to \$200 per property per year)	49.22%	409
11% to 20% (approx \$201 to \$400 per property per year)	5.90%	49
Total		831

2016 PML Property Owner Survey

Q42 If you have any suggestions on other ways to improve the overall amenities/services or operations at PML that you would like to share with the Long-Range Planning Committee or PMLA, please tell us what they are.

Answered: 287 Skipped: 689

2016 PML Property Owner Survey

Q43 YOU MUST COMPLETE THIS SECTION TO BE ELIGIBLE FOR THE DRAWING FOR THE THREE GIFT CARDS! The first name drawn will receive a \$100 gift card, the second name drawn will receive a \$50 gift card, and the third name drawn will receive a \$25 gift card. All survey responses and any associated follow-up conversations will be kept confidential. PLEASE ENTER YOUR NAME AND PHONE NUMBER AND/OR EMAIL ADDRESS BELOW!

Answered: 666 Skipped: 310