





PINE MOUNTAIN  
LAKE ASSOCIATION



# 2016 LONG RANGE PLANNING COMMITTEE SURVEY RESULTS



The Pine Mountain Lake Long-Range Planning Committee (LRPC) and the men and women of our Association would like to thank all members who participated in this survey. A member survey is conducted every three years by the LRPC to solicit member input regarding overall satisfaction and expectations.

The information from the survey is used by the PMLA Board of Directors and the management team to determine where to focus priorities and to assess how well we are doing in meeting the expectations of the membership.

The survey was conducted from April 1st to June 30th, 2016. We are pleased to report that 976 members responded. The results of the survey are a representation of the majority of the membership. Spouses or multiple adult members were able to submit separate survey responses for their household.

The survey was conducted online at the Official PMLA Website and was available in a paper version at the PMLA Administration Office.

All individual responses are kept confidential. The results of the survey are presented in the aggregate and an easy to view format in this report.

We are happy to see that overall, member satisfaction with the services provided is high, and members indicated that they are getting value for their assessment dollar. Going forward, we will be focusing on areas of improvement and development according to the results of this survey.

We encourage all members to review the results of the survey as the information is interesting and useful.

Best regards,

**Mike Gustafson, Chairman**  
Long Range Planning Committee



## TABLE OF CONTENTS

#	Question Content	Page #	#	Question Content	Page #
1	Property Owner Confirmation	*			
2	How many days per year do you visit and/or live at PML?	5			
3	Which of the following best describes the current state of your PML property?	5			
4	Please indicate the importance of the following amenities/services to you and/or your family's enjoyment of owning property at PML.	6			
	Lake, Marina, & Beaches • Golf Course	6			
	Restaurant (The Grill) • Bar • Dept. of Safety	7			
	Maintenance Dept. • Compost Pile	8			
	Fire Threat & Fuel Reduction				
	Crime Prevention	9			
	Smoke Abatement • Swimming Pool				
	Programs for Kids • Airport • Lake Lodge	10			
	Tennis Courts • Pickle Ball Courts	11			
	Walking/Hiking/Biking Trails				
	Equestrian Center/Stables • Campground	12			
	Shooting Range				
	Archery Range	13			
				<b>GOLF COURSE</b>	
5	How many times do you or members of your household and/or visitors/ guests use this amenity in a typical year?	14			
6	Overall, how would you rate this amenity as a whole?	14			
7	What specific idea(s) would you suggest to improve this amenity?	**			
				<b>LAKE/MARINA/BEACHES</b>	
8	How many times do you or members of your household and/or visitors/ guests use this amenity in a typical year?	15			
9	Overall, how would you rate this amenity as a whole?	15			
10	What specific idea(s) would you suggest to improve this amenity?	**			
				<b>RESTAURANT/BAR</b>	
11	How many times do you or members of your household and/or visitors/ guests use this amenity in a typical year?	16			
12	Overall, how would you rate this amenity as a whole?	16			
13	What specific idea(s) would you suggest to improve this amenity?	**			

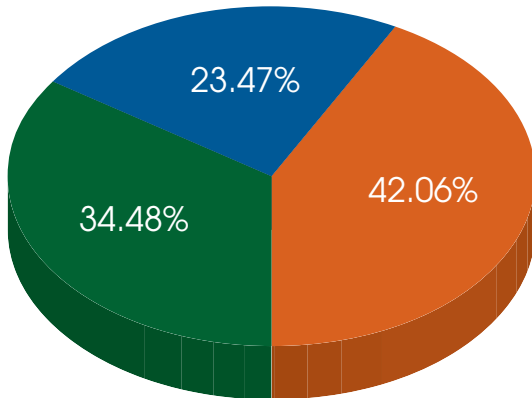
# LONG RANGE PLANNING COMMITTEE MEMBER SURVEY REPORT – 2016

#	Question Content	Page #	#	Question Content	Page #
	<b>DEPARTMENT OF SAFETY</b>				
14	How many times do you or members of your household and/or visitors/guests use this amenity in a typical year?	17	30	Should PMLA allow single room rentals?	23
15	Overall, how would you rate this amenity as a whole?	17	31	Should PMLA allow apartment or guest house rentals?	24
16	What specific idea(s) would you suggest to improve this amenity?	**	32	What do you consider to be the highest priority of the PMLA Board of Directors?	**
	<b>SWIMMING POOL</b>		33	What do you consider to be the highest priority of the PMLA Admin. Office & Amenity/Service Management Staff?	**
17	How many times do you or members of your household and/or visitors/ guests use this amenity in a typical year?	18	34	How satisfied are you with the overall package of PMLA services/amenities you receive based on the assessments/fees you pay?	24
	<b>TENNIS COURTS</b>		35	If you are dissatisfied with the value of PMLA services/amenities you receive for the annual assessments/fees you pay, please provide your suggestions on how we can improve services/amenities to increase your satisfaction.	**
18	How many times do you or members of your household and/or visitors/ guests use this amenity in a typical year?	18	36	What suggestions do you have regarding improving/ changing any currently existing amenity/service mentioned in this survey?	**
	<b>PICKLE BALL COURTS</b>		37	In your opinion, which of the following current amenities/ services NEEDS THE MOST DEVELOPMENT OR IMPROVEMENT?	25
19	How many times do you or members of your household and/or visitors/ guests use this amenity in a typical year?	19	38	In your opinion, which of the following current amenities/ services ADD THE MOST ECONOMIC VALUE to your property?	26
	<b>WALKING/HIKING/BIKING TRAILS</b>		39	What NEW (does not currently exist!) or modification to an existing amenity/service(s) would you like to see at PML?	27
20	How many times do you or members of your household and/or visitors/ guests use this amenity in a typical year?	19	40	Would you like to see PMLA invest any of its time or money towards improving access to a higher-speed (broadband) Internet service for a larger community of PML members?	28
	<b>SHOOTING RANGE</b>		41	What increase in annual assessments would you be willing to accept to either add new amenities/services or significantly improve existing amenities/services?	28
21	How many times do you or members of your household and/or visitors/ guests use this amenity in a typical year?	20	42	If you have any suggestions on other ways to improve the overall amenities/services or operations at PML that you would like to share with the Long-Range Planning Committee or PMLA, please tell us what they are.	**
	<b>ARCHERY RANGE</b>		43	Gift Card Drawing eligibility page	***
22	How many times do you or members of your household and/or visitors/ guests use this amenity in a typical year?	20		* Question 1 was simply an owner verification question. Results are not applicable and therefore have not been reported.	
	<b>EQUESTRIAN CENTER/STABLES</b>			** These questions required narrative answers and the results are not compilable into report form. Answers are on file at the PMLA Administration offices.	
23	How many times do you or members of your household and/or visitors/ guests use this amenity in a typical year?	21		*** Question 43 was for name and address purposes for the gift card drawings only. No results are shown in this report.	
	<b>LAKE LODGE</b>				
24	How many times do you or members of your household and/or visitors/ guests use this amenity in a typical year?	21			
	<b>CAMPGROUND</b>				
25	How many times do you or members of your household and/or visitors/ guests use this amenity in a typical year?	22			
26	What specific idea(s) would you suggest to improve this service?	**			
27	What specific idea(s) would you suggest to improve PMLA's communication strategy and indicate which of the current communication methods you use?	**			
28	The "behind the scenes" PMLA Maintenance Department works to keep all amenities, services, and general association infrastructure in working condition. Overall, how would you rate the PMLA Maintenance Department?	22			
29	PMLA is governed by the set of rules in our CC&Rs and Bylaws as well as by state and federal laws. The aforementioned rules apply to ALL owners of property in PML. Do you think PMLA administration does a good job of enforcing its rules?	23			

### Question 2:

How many days per year do you visit and/or live at PML?

Answered: 963 Skipped: 13

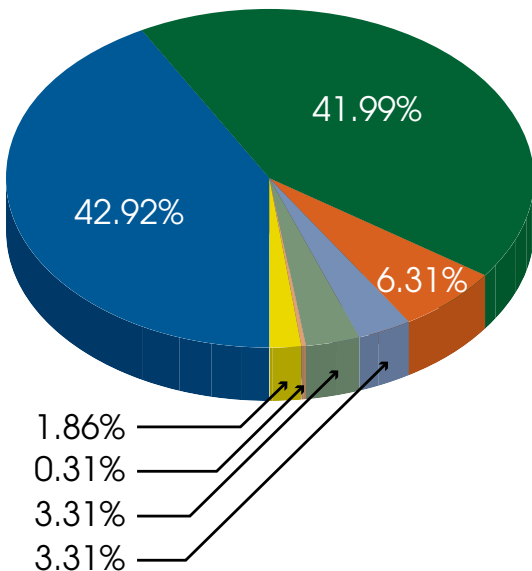


Answer Choices	Responses	
Less than two months: 0 to 60 days	34.48%	332
Two months to ten months: 61 to 300 days	23.47%	226
More than ten months: 301 to 365 days	42.06%	405
<b>Total Responses</b>		<b>939</b>

### Question 3:

Which of the following best describes the current state of your PML property?

Answered: 967 Skipped: 9



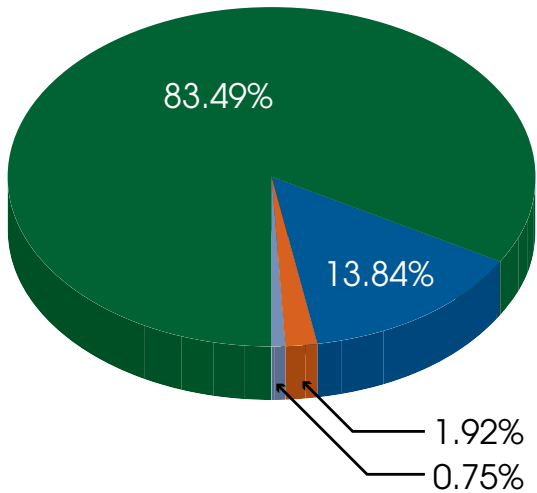
Answer Choices	Responses	
Primary residence	41.99%	406
Second/other home that I do not use as a rental	42.92%	415
Second/other home that I use occasionally for short-term/vacation rentals	6.31%	61
Second/other home that I use PRIMARILY for rentals	3.31%	32
Vacant lot	3.31%	32
Under construction	0.31%	3
Other (please specify)	1.86%	18
<b>Total Responses</b>		<b>967</b>

**Question 4:**

Please indicate the importance of the following amenities/services to you and/or your family’s enjoyment of owning property at PML. Your choices are: Very Important (VI), Somewhat Important (SI), Not Important (NI), or Don’t Care (DC).?

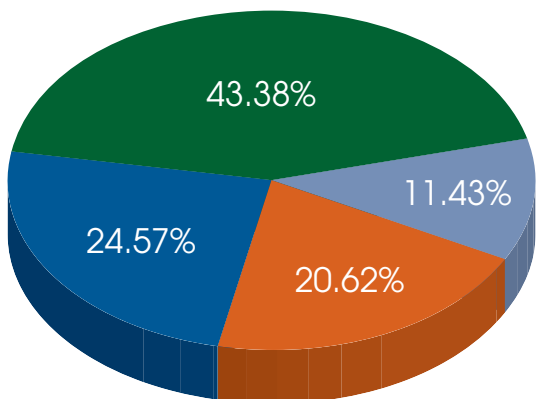
Answered: 945 Skipped: 31

**LAKE, MARINA, AND BEACHES**



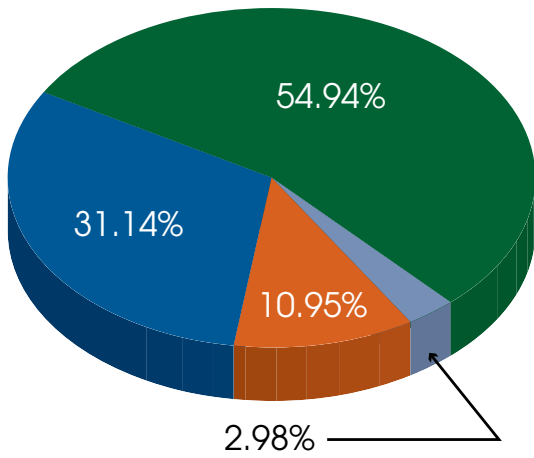
Answer Choices	Responses	
VI – Very Important	83.49%	784
SI – Somewhat Important	13.84%	130
NI – Not Important	1.92%	18
DC – Don't Care	0.75%	7
<b>Total Responses</b>		<b>939</b>

**GOLF COURSE**



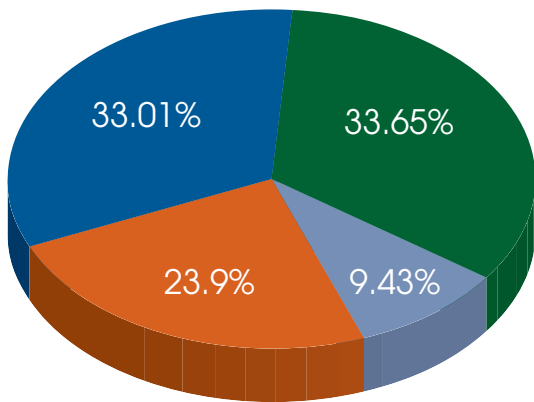
Answer Choices	Responses	
VI – Very Important	43.38%	406
SI – Somewhat Important	24.57%	230
NI – Not Important	20.62%	193
DC – Don't Care	11.43%	107
<b>Total Responses</b>		<b>936</b>

### RESTAURANT (THE GRILL)



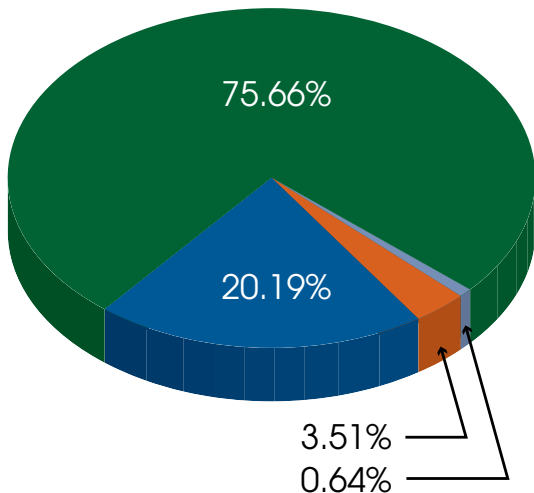
Answer Choices	Responses	
VI – Very Important	54.94%	517
SI – Somewhat Important	31.14%	293
NI – Not Important	10.95%	103
DC – Don't Care	2.98%	28
<b>Total Responses</b>		<b>941</b>

### BAR/LOUNGE



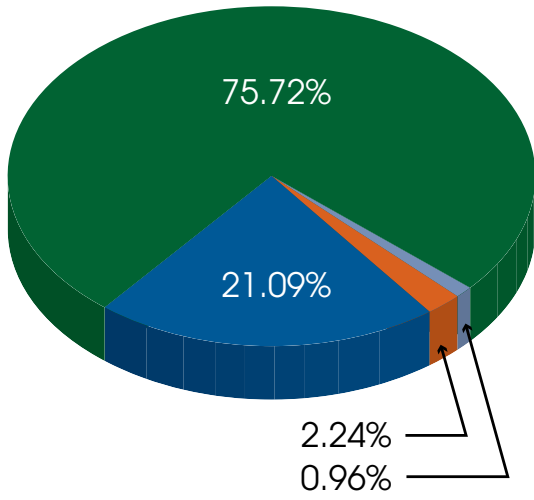
Answer Choices	Responses	
VI – Very Important	33.65%	314
SI – Somewhat Important	33.01%	308
NI – Not Important	23.90%	223
DC – Don't Care	9.43%	88
<b>Total Responses</b>		<b>933</b>

### DEPARTMENT OF SAFETY



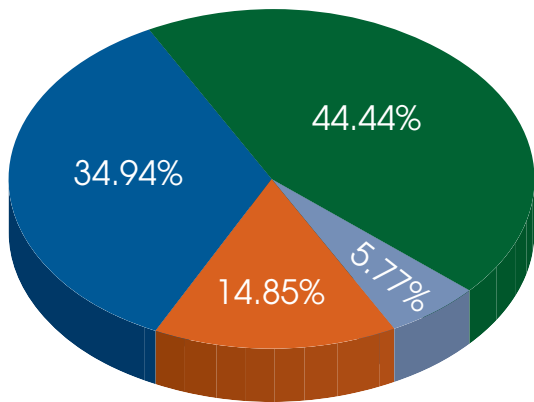
Answer Choices	Responses	
VI – Very Important	75.66%	712
SI – Somewhat Important	20.19%	190
NI – Not Important	3.51%	33
DC – Don't Care	0.64%	6
<b>Total Responses</b>		<b>941</b>

## MAINTENANCE DEPARTMENT



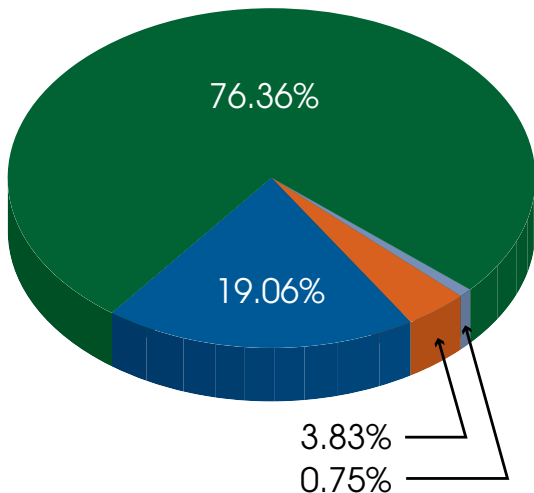
Answer Choices	Responses	
VI – Very Important	75.72%	711
SI – Somewhat Important	21.09%	198
NI – Not Important	2.24%	21
DC – Don't Care	0.96%	9
<b>Total Responses</b>		<b>939</b>

## COMPOST PILE



Answer Choices	Responses	
VI – Very Important	44.44%	416
SI – Somewhat Important	34.94%	327
NI – Not Important	14.85%	139
DC – Don't Care	5.77%	54
<b>Total Responses</b>		<b>936</b>

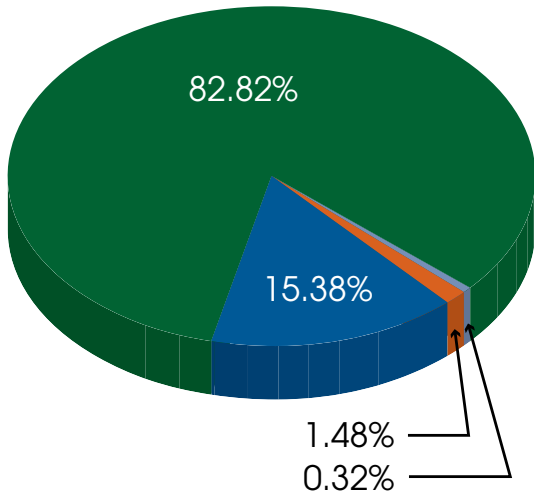
## FIRE THREAT & FUEL REDUCTION



Answer Choices	Responses	
VI – Very Important	76.36%	717
SI – Somewhat Important	19.06%	179
NI – Not Important	3.83%	36
DC – Don't Care	0.75%	7
<b>Total Responses</b>		<b>939</b>

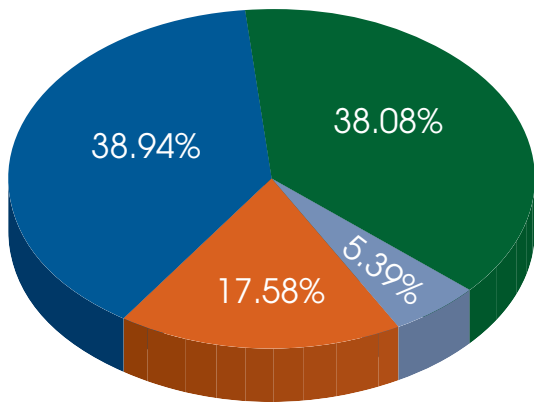


## CRIME & CRIME PREVENTION



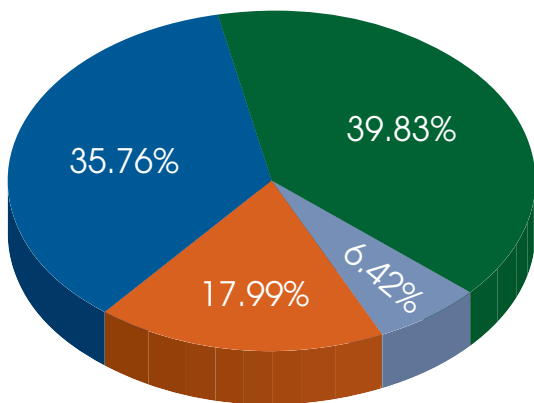
Answer Choices	Responses	
VI – Very Important	82.82%	781
SI – Somewhat Important	15.38%	145
NI – Not Important	1.48%	14
DC – Don't Care	0.32%	3
<b>Total Responses</b>		<b>943</b>

## SMOKE ABATEMENT



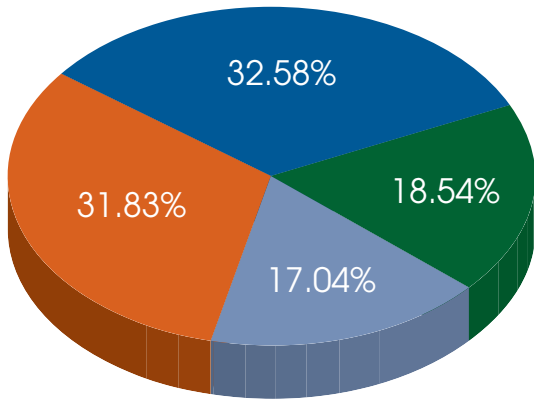
Answer Choices	Responses	
VI – Very Important	38.08%	353
SI – Somewhat Important	38.94%	361
NI – Not Important	17.58%	163
DC – Don't Care	5.39%	50
<b>Total Responses</b>		<b>927</b>

## SWIMMING POOL



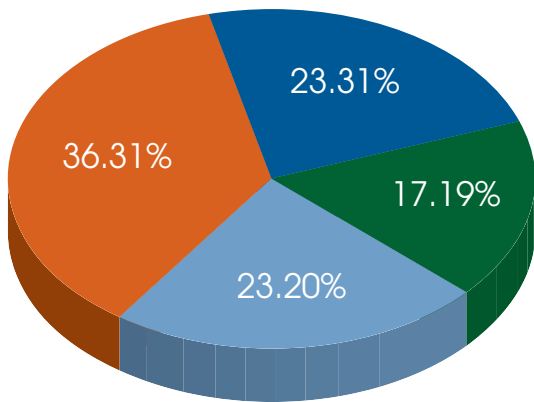
Answer Choices	Responses	
VI – Very Important	39.83%	372
SI – Somewhat Important	35.76%	334
NI – Not Important	17.99%	168
DC – Don't Care	6.42%	60
<b>Total Responses</b>		<b>934</b>

## PROGRAMS FOR KIDS



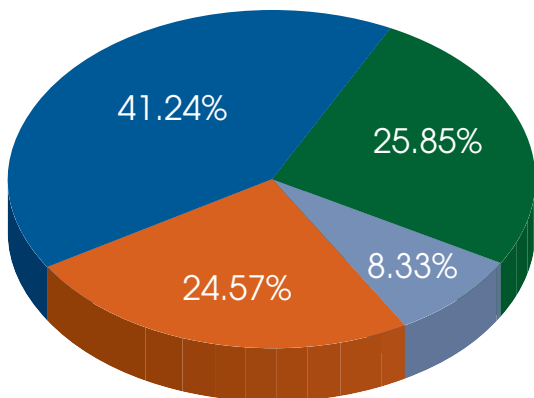
Answer Choices	Responses	
VI – Very Important	18.54%	173
SI – Somewhat Important	32.58%	304
NI – Not Important	31.83%	297
DC – Don't Care	17.04%	159
<b>Total Responses</b>		<b>933</b>

## AIRPORT



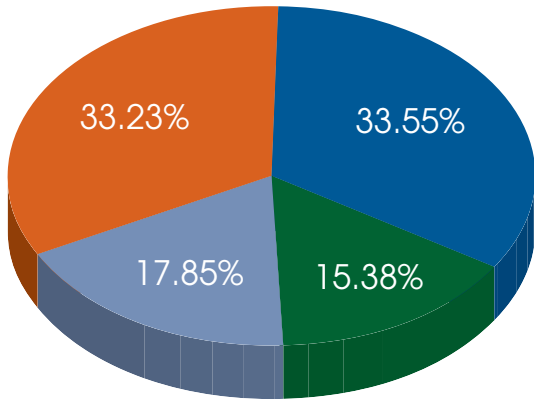
Answer Choices	Responses	
VI – Very Important	17.19%	160
SI – Somewhat Important	23.31%	217
NI – Not Important	36.31%	338
DC – Don't Care	23.20%	216
<b>Total Responses</b>		<b>931</b>

## LAKE LODGE



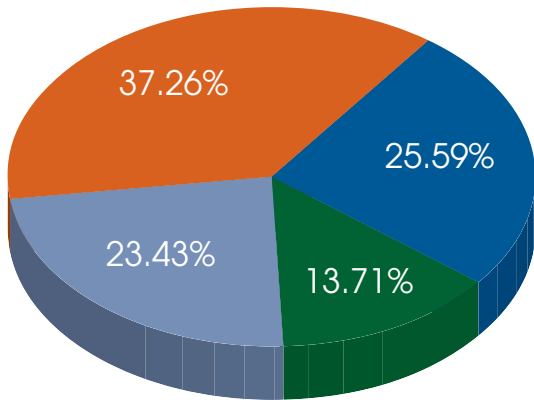
Answer Choices	Responses	
VI – Very Important	25.85%	242
SI – Somewhat Important	41.24%	386
NI – Not Important	24.57%	230
DC – Don't Care	8.33%	78
<b>Total Responses</b>		<b>936</b>

### TENNIS COURTS



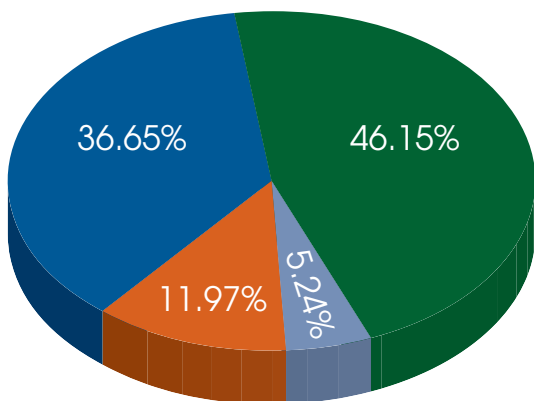
Answer Choices	Responses	
VI – Very Important	15.38%	143
SI – Somewhat Important	33.55%	312
NI – Not Important	33.23%	309
DC – Don't Care	17.85%	166
<b>Total Responses</b>		<b>930</b>

### PICKLE BALL COURTS



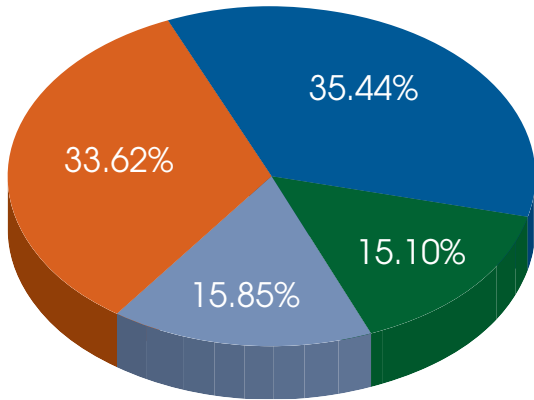
Answer Choices	Responses	
VI – Very Important	13.71%	127
SI – Somewhat Important	25.59%	237
NI – Not Important	37.26%	345
DC – Don't Care	23.43%	217
<b>Total Responses</b>		<b>926</b>

### WALKING/HIKING/BIKING TRAILS



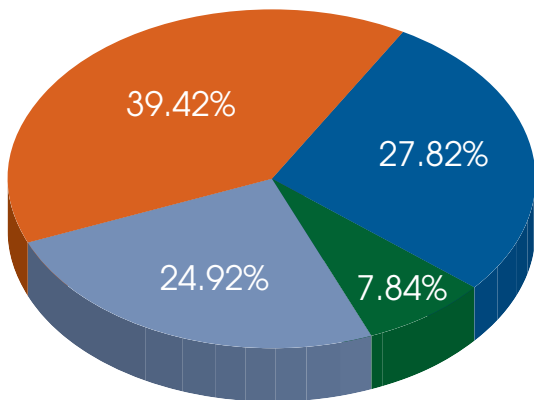
Answer Choices	Responses	
VI – Very Important	46.15%	432
SI – Somewhat Important	36.65%	343
NI – Not Important	11.97%	112
DC – Don't Care	5.24%	49
<b>Total Responses</b>		<b>936</b>

## EQUESTRIAN CENTER / STABLES



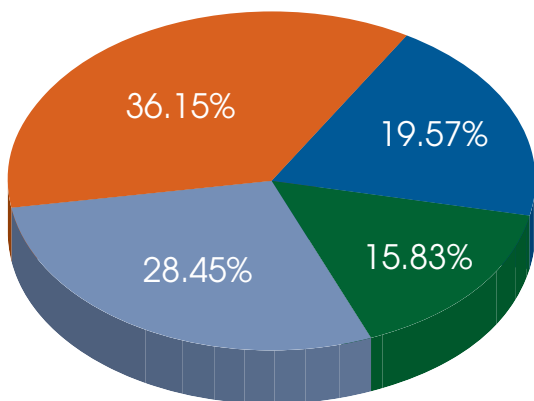
Answer Choices	Responses	
VI – Very Important	15.10%	141
SI – Somewhat Important	35.44%	331
NI – Not Important	33.62%	314
DC – Don't Care	15.85%	148
<b>Total Responses</b>		<b>934</b>

## CAMPGROUND



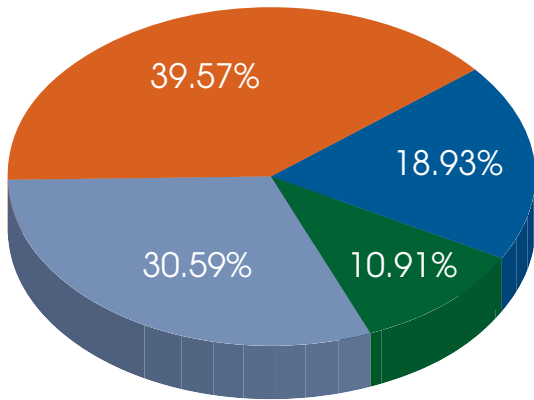
Answer Choices	Responses	
VI – Very Important	7.84%	73
SI – Somewhat Important	27.82%	259
NI – Not Important	39.42%	367
DC – Don't Care	24.92%	232
<b>Total Responses</b>		<b>931</b>

## SHOOTING RANGE



Answer Choices	Responses	
VI – Very Important	15.83%	148
SI – Somewhat Important	19.57%	183
NI – Not Important	36.15%	338
DC – Don't Care	28.45%	266
<b>Total Responses</b>		<b>935</b>

## ARCHERY RANGE



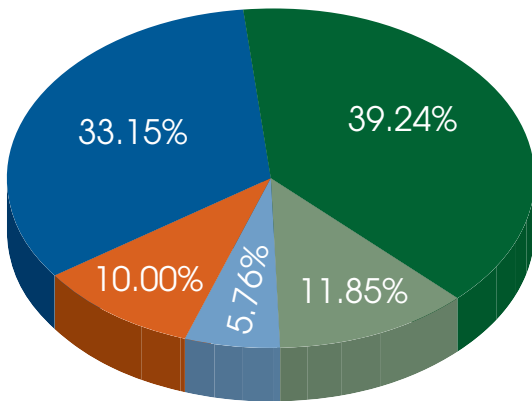
Answer Choices	Responses	
VI – Very Important	10.91%	102
SI – Somewhat Important	18.93%	177
NI – Not Important	39.57%	370
DC – Don't Care	30.59%	286
<b>Total Responses</b>		<b>935</b>



### Question 5:

**Golf Course:** How many times do you or members of your household and/or visitors/guests use this amenity in a typical year?

Answered: 920 Skipped: 56

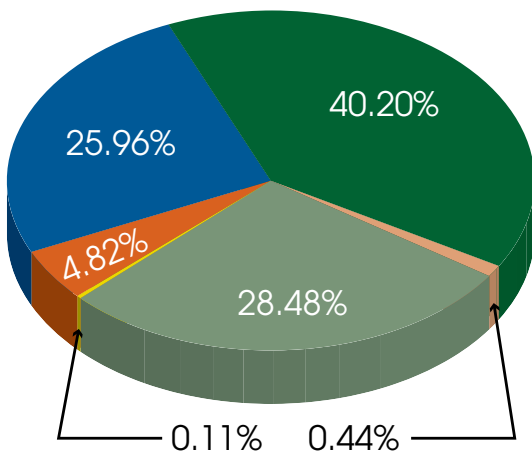


Answer Choices	Responses	
Never	39.24%	361
1 to 6 (~ less than once every 2 months)	33.15%	305
7 to 12 (~ monthly)	10.00%	92
13 to 24 (~ 1 to 2 times per month)	5.76%	53
25 to 52 (~ weekly or more often)	11.85%	109
<b>Total Responses</b>		<b>920</b>

### Question 6:

**Golf Course:** Overall, how would you rate this amenity as a whole (quality, completeness, prices, etc)?

Answered: 913 Skipped: 63

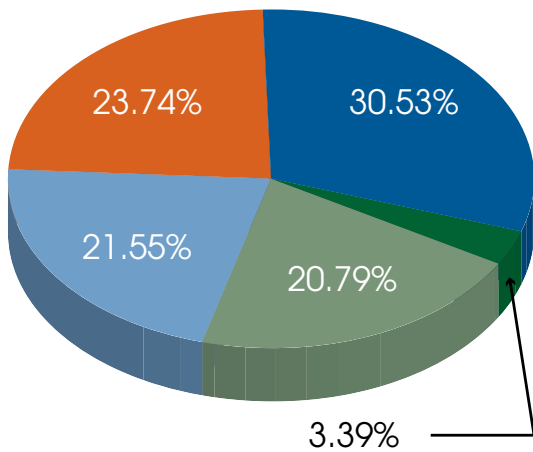


Answer Choices	Responses	
Excellent	40.20%	367
Good	25.96%	237
Average	4.82%	44
Poor	0.11%	1
Very Poor	0.44%	4
Unable to Rate - Never Used	28.48%	260
<b>Total Responses</b>		<b>913</b>

### Question 8:

**Lake/Marina/Beaches:** How many times do you or members of your household and/or visitors/guests use this amenity in a typical year?

Answered: 914 Skipped: 62

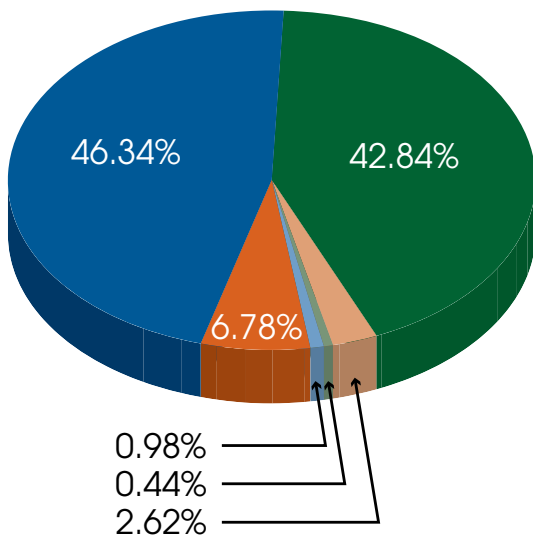


Answer Choices	Responses	
Never	3.39%	31
1 to 6 (~ less than once every 2 months)	30.53%	279
7 to 12 (~ monthly)	23.74%	217
13 to 24 (~ 1 to 2 times per month)	21.55%	197
25 to 52 (~ weekly or more often)	20.79%	190
<b>Total Responses</b>		<b>914</b>

### Question 9:

**Lake/Marina/Beaches:** Overall, how would you rate this amenity as a whole (quality, completeness, prices, etc)?

Answered: 915 Skipped: 61

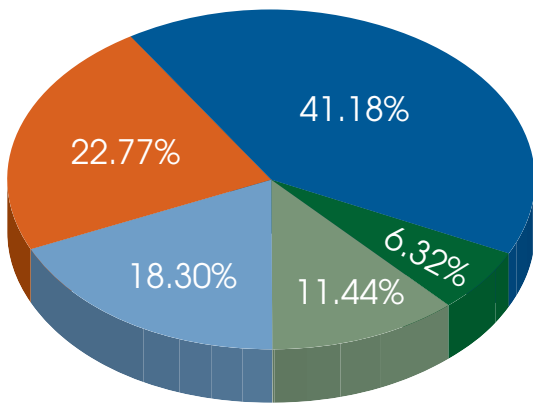


Answer Choices	Responses	
Excellent	42.84%	392
Good	46.34%	424
Average	6.78%	62
Poor	0.98%	9
Very Poor	0.44%	4
Unable to Rate – Never Used	2.62%	24
<b>Total Responses</b>		<b>915</b>

### Question 11:

**Restaurant/Bar:** How many times do you or members of your household and/or visitors/guests use this amenity in a typical year?

Answered: 918 Skipped: 58

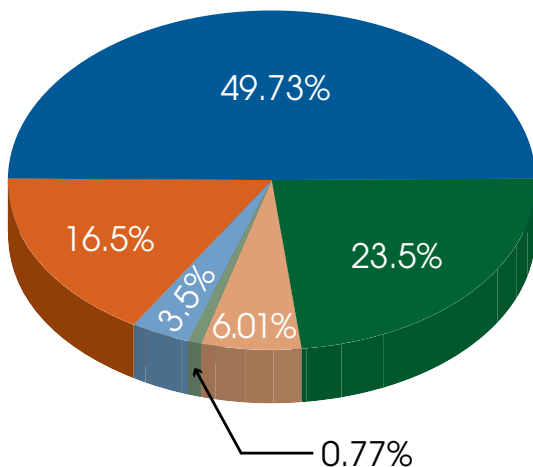


Answer Choices	Responses	
Never	6.32%	58
1 to 6 (~ less than once every 2 months)	41.18%	378
7 to 12 (~ monthly)	22.77%	209
13 to 24 (~ 1 to 2 times per month)	18.30%	168
25 to 52 (~ weekly or more often)	11.44%	105
<b>Total Responses</b>		<b>918</b>

### Question 12:

**Restaurant/Bar:** Overall, how would you rate this amenity as a whole (quality, completeness, prices, etc)?

Answered: 915 Skipped: 61



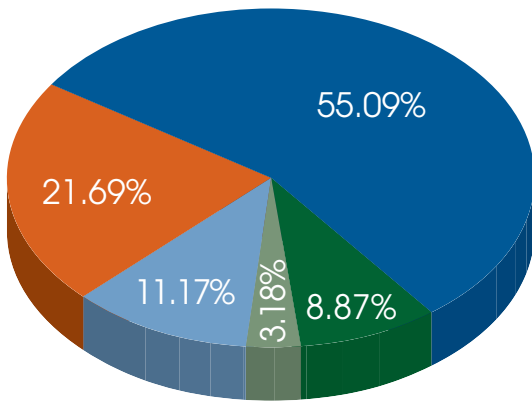
Answer Choices	Responses	
Excellent	23.50%	215
Good	49.73%	455
Average	16.50%	151
Poor	3.50%	32
Very Poor	0.77%	7
Unable to Rate – Never Used	6.01%	55
<b>Total Responses</b>		<b>915</b>



### Question 14:

**Department of Safety:** How many times do you or members of your household and/or visitors/guests use this amenity in a typical year?

Answered: 913 Skipped: 63

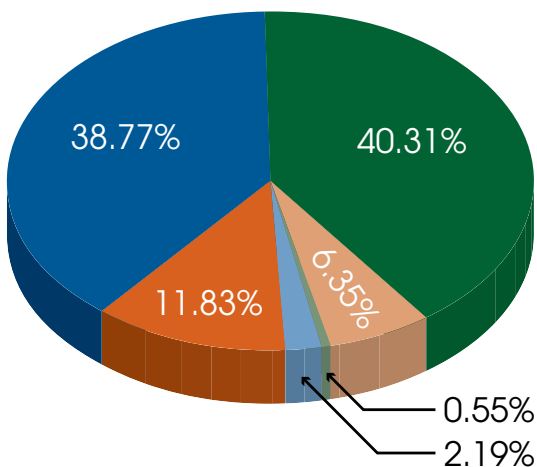


Answer Choices	Responses	
Never	8.87%	81
1 to 6 (~ less than once every 2 months)	55.09%	503
7 to 12 (~ monthly)	21.69%	198
13 to 24 (~ 1 to 2 times per month)	11.17%	102
25 to 52 (~ weekly or more often)	3.18%	29
<b>Total Responses</b>		<b>913</b>

### Question 15:

**Department of Safety:** Overall, how would you rate this amenity as a whole (quality, completeness, prices, etc)?

Answered: 913 Skipped: 63

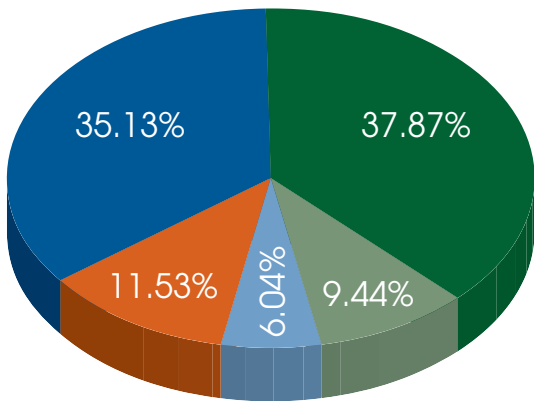


Answer Choices	Responses	
Excellent	40.31%	368
Good	38.77%	354
Average	11.83%	108
Poor	2.19%	20
Very Poor	0.55%	5
Unable to Rate – Never Used	6.35%	58
<b>Total Responses</b>		<b>913</b>

### Question 17:

**Swimming Pool:** How many times do you or members of your household and/or visitors/guests use this amenity in a typical year?

Answered: 911 Skipped: 65

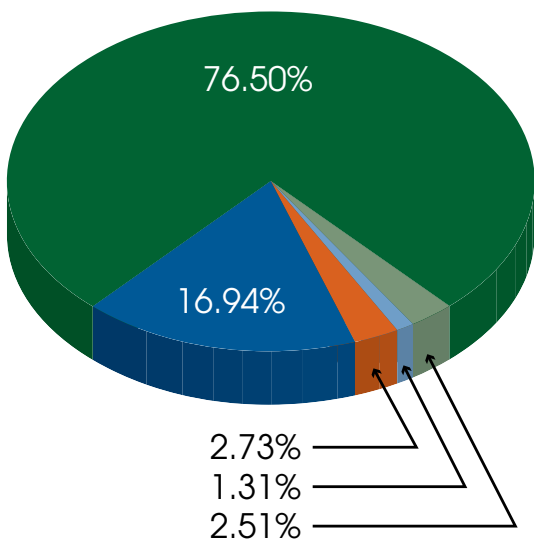


Answer Choices	Responses	
Never	37.87%	345
1 to 6 (~ less than once every 2 months)	35.13%	320
7 to 12 (~ monthly)	11.53%	105
13 to 24 (~ 1 to 2 times per month)	6.04%	55
25 to 52 (~ weekly or more often)	9.44%	86
<b>Total Responses</b>		<b>911</b>

### Question 18:

**Tennis Courts:** How many times do you or members of your household and/or visitors/guests use this amenity in a typical year?

Answered: 915 Skipped: 61

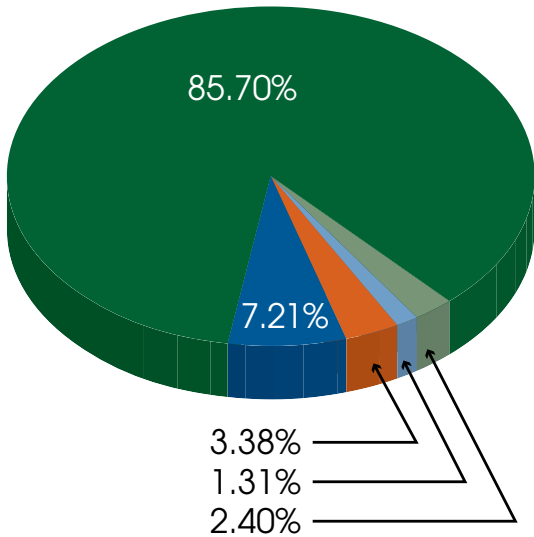


Answer Choices	Responses	
Never	76.50%	700
1 to 6 (~ less than once every 2 months)	16.94%	155
7 to 12 (~ monthly)	2.73%	25
13 to 24 (~ 1 to 2 times per month)	1.31%	12
25 to 52 (~ weekly or more often)	2.51%	23
<b>Total Responses</b>		<b>915</b>

### Question 19:

**Pickle Ball Courts:** How many times do you or members of your household and/or visitors/guests use this amenity in a typical year?

Answered: 916 Skipped: 60

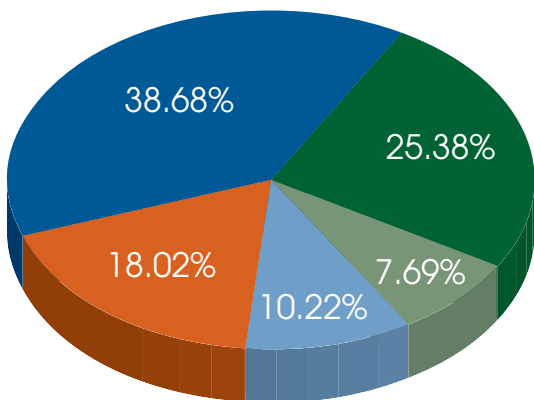


Answer Choices	Responses	
Never	85.70%	785
1 to 6 (~ less than once every 2 months)	7.21%	66
7 to 12 (~ monthly)	3.38%	31
13 to 24 (~ 1 to 2 times per month)	1.31%	12
25 to 52 (~ weekly or more often)	2.40%	22
<b>Total Responses</b>		<b>916</b>

### Question 20:

**Walking/Hiking/Biking Trails:** How many times do you or members of your household and/or visitors/guests use this amenity in a typical year?

Answered: 910 Skipped: 66

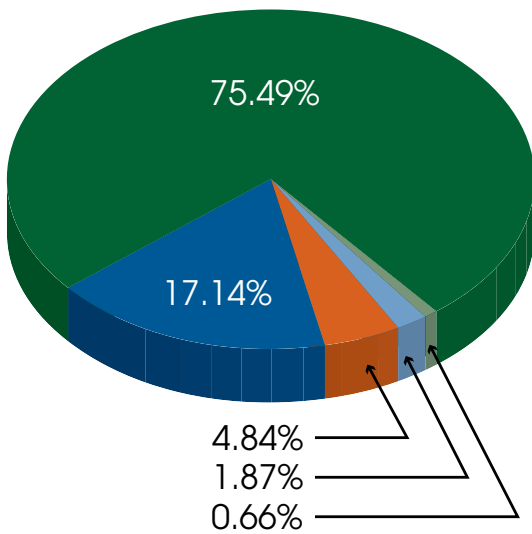


Answer Choices	Responses	
Never	25.38%	231
1 to 6 (~ less than once every 2 months)	38.68%	352
7 to 12 (~ monthly)	18.02%	164
13 to 24 (~ 1 to 2 times per month)	10.22%	93
25 to 52 (~ weekly or more often)	7.69%	70
<b>Total Responses</b>		<b>910</b>

### Question 21:

**Shooting Range:** How many times do you or members of your household and/or visitors/guests use this amenity in a typical year?

Answered: 910 Skipped: 66

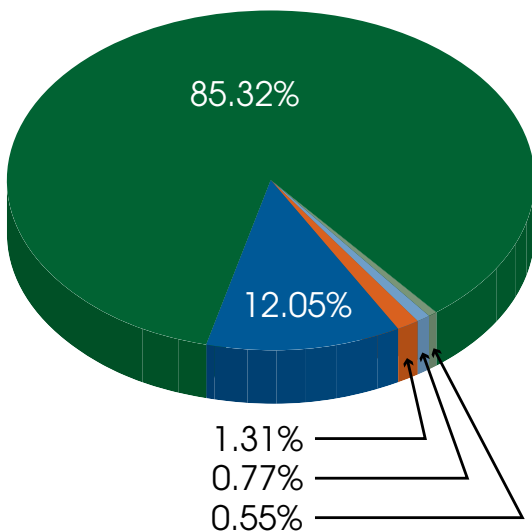


Answer Choices	Responses	
Never	75.49%	687
1 to 6 (~ less than once every 2 months)	17.14%	156
7 to 12 (~ monthly)	4.84%	44
13 to 24 (~ 1 to 2 times per month)	1.87%	17
25 to 52 (~ weekly or more often)	0.66%	6
<b>Total Responses</b>		<b>910</b>

### Question 22:

**Archery Range:** How many times do you or members of your household and/or visitors/guests use this amenity in a typical year?

Answered: 913 Skipped: 63

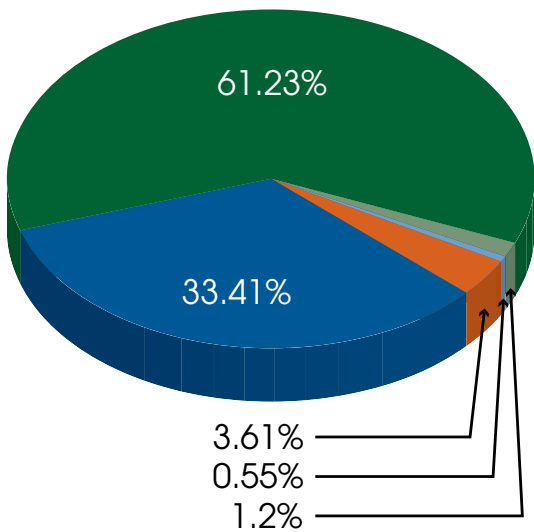


Answer Choices	Responses	
Never	85.32%	779
1 to 6 (~ less than once every 2 months)	12.05%	110
7 to 12 (~ monthly)	1.31%	12
13 to 24 (~ 1 to 2 times per month)	0.77%	7
25 to 52 (~ weekly or more often)	0.55%	5
<b>Total Responses</b>		<b>913</b>

**Question 23:**

**Equestrian Center/Stables:** How many times do you or members of your household and/or visitors/guests use this amenity in a typical year?

Answered: 913 Skipped: 63

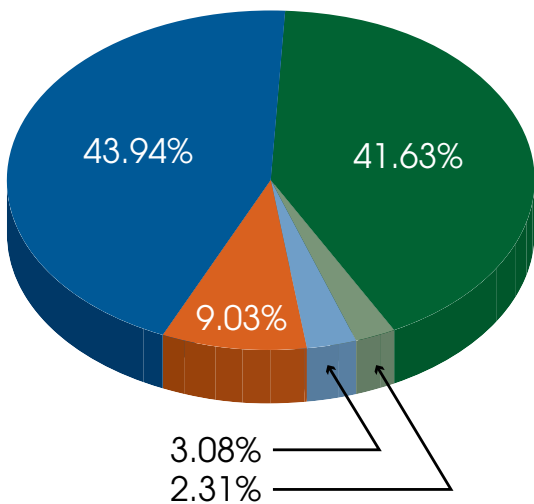


Answer Choices	Responses	
Never	61.23%	559
1 to 6 (~ less than once every 2 months)	33.41%	305
7 to 12 (~ monthly)	3.61%	33
13 to 24 (~ 1 to 2 times per month)	0.55%	5
25 to 52 (~ weekly or more often)	1.20%	11
<b>Total Responses</b>		<b>913</b>

**Question 24:**

**Lake Lodge:** How many times do you or members of your household and/or visitors/guests use this amenity in a typical year?

Answered: 908 Skipped: 68

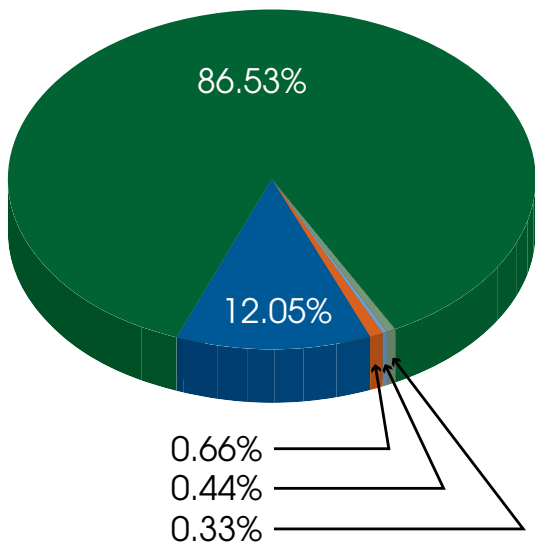


Answer Choices	Responses	
Never	41.63%	378
1 to 6 (~ less than once every 2 months)	43.94%	399
7 to 12 (~ monthly)	9.03%	82
13 to 24 (~ 1 to 2 times per month)	3.08%	28
25 to 52 (~ weekly or more often)	2.31%	21
<b>Total Responses</b>		<b>908</b>

### Question 25:

**Campground:** How many times do you or members of your household and/or visitors/guests use this amenity in a typical year?

Answered: 913 Skipped: 63

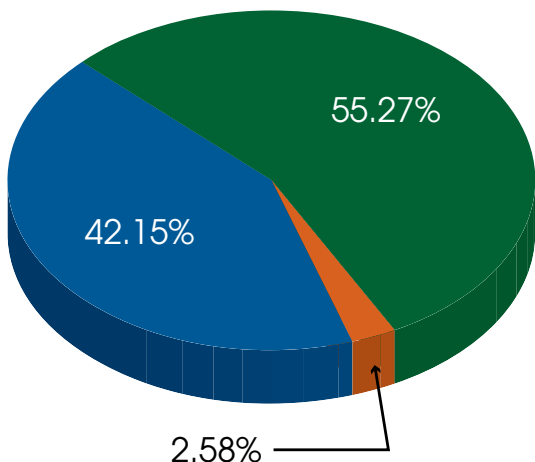


Answer Choices	Responses	
Never	86.53%	790
1 to 6 (~ less than once every 2 months)	12.05%	110
7 to 12 (~ monthly)	0.66%	6
13 to 24 (~ 1 to 2 times per month)	0.44%	4
25 to 52 (~ weekly or more often)	0.33%	3
<b>Total Responses</b>		<b>913</b>

### Question 28:

The “behind the scenes” PMLA Maintenance Department works to keep all amenities, services, and general association infrastructure in working condition. In addition to supporting our public/private amenities and services, other key elements they are involved with include: roads, common areas, green belts, gates, etc. Overall, how would you rate the PMLA Maintenance Department?

Answered: 892 Skipped: 84

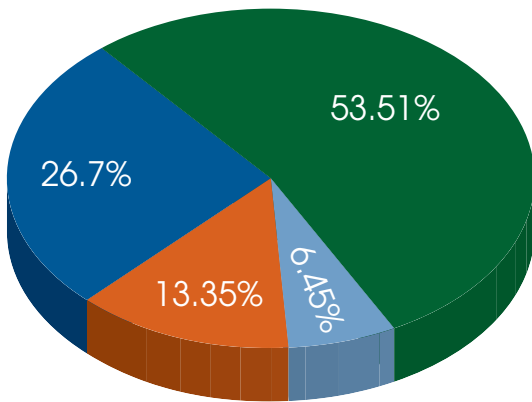


Answer Choices	Responses	
Very Satisfied	55.27%	493
Satisfied	42.15%	376
Dissatisfied	2.58%	23
<b>Total Responses</b>		<b>892</b>

### Question 29:

PMLA is governed by the set of rules in our CC&Rs and Bylaws as well as by state and federal laws. (The CC&Rs and Bylaws can be found on the PMLA website under the “Governance” (Governing Documents) tab.) The aforementioned rules apply to ALL owners of property in PML. Do you think PMLA administration does a good job of enforcing its rules?

Answered: 884 Skipped: 92

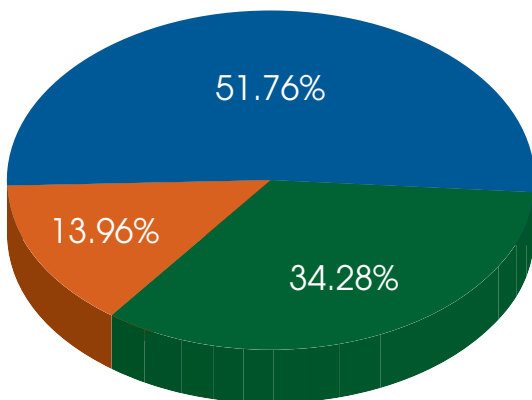


Answer Choices	Responses	
Yes. Overall, most of the rules are enforced	53.51%	473
Not sure. I don't know many of the rules and don't see violations	26.70%	236
No. I see too many violations that aren't addressed	13.35%	118
I have no opinion on this issue	6.45%	57
<b>Total Responses</b>		<b>884</b>

### Question 30:

Should PMLA allow single room rentals?

Answered: 881 Skipped: 95

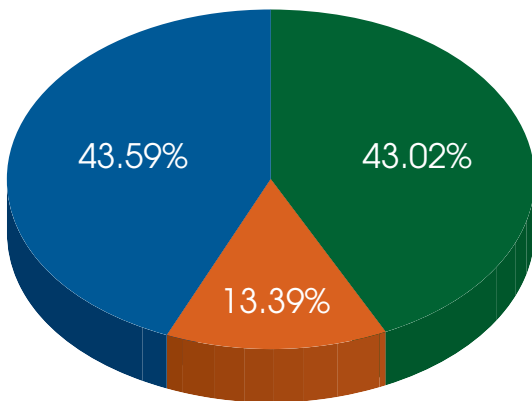


Answer Choices	Responses	
Yes, I would support this change	34.28%	302
No, I would not support this change	51.76%	456
I have no opinion	13.96%	123
<b>Total Responses</b>		<b>881</b>

### Question 31:

Should PMLA allow apartment or guest house rentals?

Answered: 881 Skipped: 95

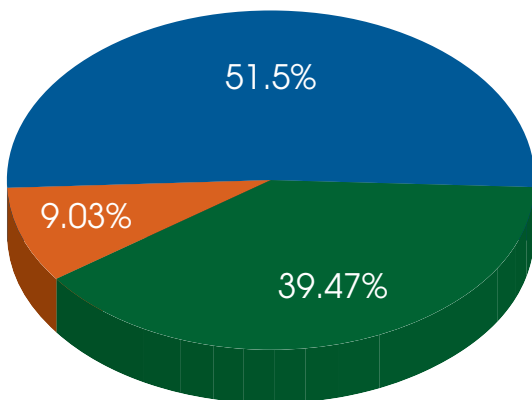


Answer Choices	Responses	
Yes, I would support this change	43.02%	379
No, I would not support this change	43.59%	384
I have no opinion	13.39%	118
<b>Total Responses</b>		<b>881</b>

### Question 34:

How satisfied are you with the overall package of PMLA services/amenities you receive based on the assessments/fees you pay?

Answered: 864 Skipped: 112



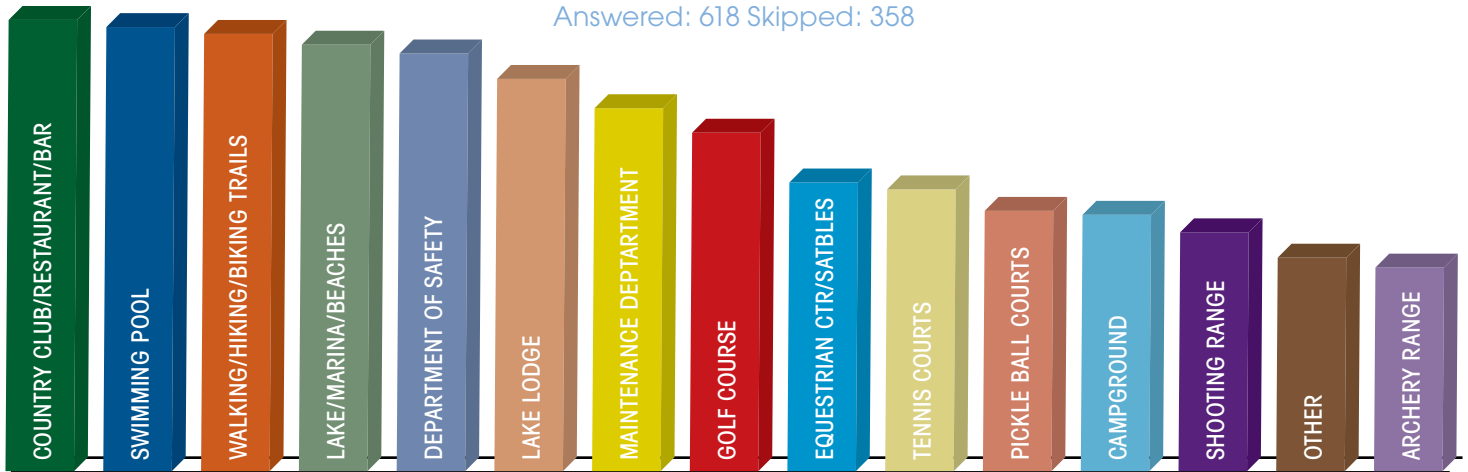
Answer Choices	Responses	
Very Satisfied	39.47%	341
Satisfied	51.50%	445
Dissatisfied	9.03%	78
<b>Total Responses</b>		<b>864</b>



## Question 37:

In your opinion, which of the following current amenities/services NEEDS THE MOST DEVELOPMENT OR IMPROVEMENT? One or more choices are allowed. PLEASE RANK YOUR CHOICES USING A NUMBER WHERE 1 MEANS THIS AMENITY NEEDS THE MOST IMPROVEMENT.

Answered: 618 Skipped: 358



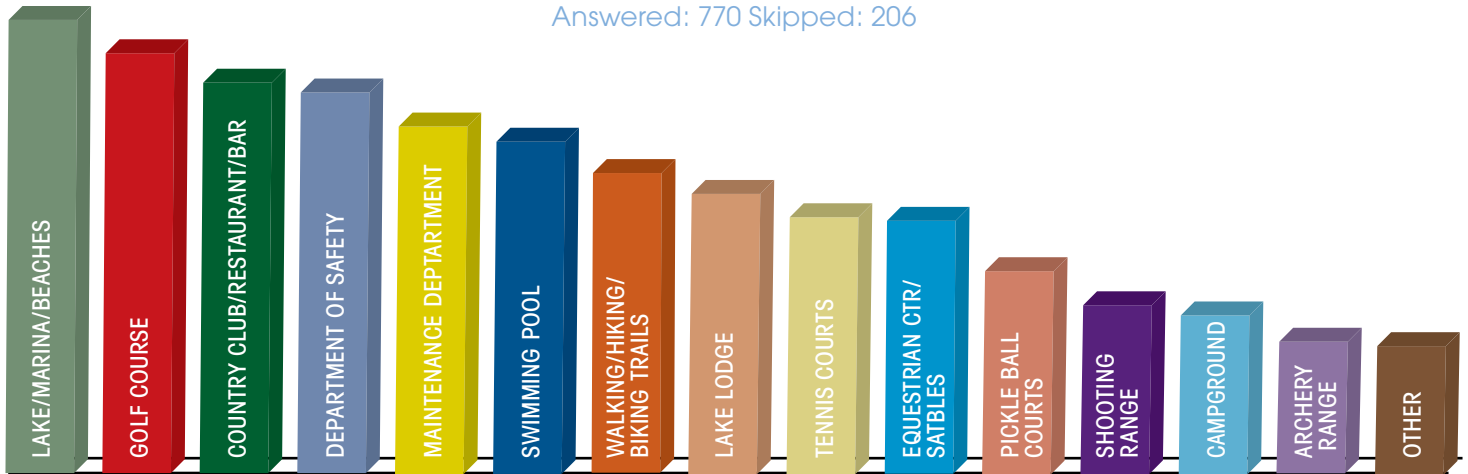
Amenity	1	2	3	4	5	6	7	8	9	10	11	12	13	14	15	Total	Score
Country Club Restaurant / Bar	<b>27.74%</b> 91	16.46% 54	16.16% 53	9.45% 31	7.93% 26	2.74% 9	2.44% 8	2.13% 7	3.66% 12	2.13% 7	1.22% 4	1.83% 6	3.35% 11	1.22% 4	1.52% 5	328	<b>11.90</b>
Swimming Pool	<b>31.93%</b> 91	13.33% 38	7.72% 22	8.42% 24	7.02% 20	9.82% 28	5.26% 15	2.46% 7	2.81% 8	3.51% 10	0.70% 2	2.46% 7	1.75% 5	1.40% 4	1.40% 4	285	<b>11.73</b>
Walking / Hiking / Biking Trails	<b>26.25%</b> 84	18.13% 58	10.00% 32	6.56% 21	8.13% 26	5.94% 19	3.44% 11	4.06% 13	2.81% 9	3.13% 10	7.50% 24	0.63% 2	1.56% 5	0.63% 2	1.25% 4	320	<b>11.54</b>
Lake/Marina/Beaches	<b>25.78%</b> 74	14.98% 43	16.72% 48	7.32% 21	5.23% 15	4.88% 14	3.48% 10	0.70% 2	1.74% 5	5.57% 16	1.74% 5	3.48% 10	1.05% 3	3.14% 9	4.18% 12	287	<b>11.27</b>
Department of Safety	<b>23.78%</b> 68	12.24% 35	8.74% 25	12.94% 37	8.04% 23	5.24% 15	6.64% 19	2.80% 8	4.55% 13	2.10% 6	1.05% 3	4.55% 13	2.80% 8	2.10% 6	2.45% 7	286	<b>11.03</b>
Lake Lodge	<b>15.60%</b> 39	12.00% 30	9.60% 24	6.40% 16	8.40% 21	4.80% 12	14.40% 36	6.40% 16	4.80% 12	5.20% 13	3.20% 8	4.40% 11	2.00% 5	1.60% 4	1.20% 3	250	<b>10.34</b>
Maintenance Department	5.15% 12	9.44% 22	9.44% 22	11.16% 26	<b>15.45%</b> 36	7.30% 17	6.87% 16	9.87% 23	3.86% 9	5.15% 12	4.29% 10	2.58% 6	3.00% 7	4.29% 10	2.15% 5	233	<b>9.59</b>
Golf Course	4.76% 10	<b>16.19%</b> 34	11.43% 24	7.62% 16	8.10% 17	6.19% 13	2.86% 6	6.67% 14	4.29% 9	6.19% 13	3.33% 7	2.38% 5	2.86% 6	6.67% 14	10.48% 22	210	<b>8.94</b>
Equestrian Center / Stables	1.74% 3	4.07% 7	5.23% 9	5.23% 9	5.23% 9	7.56% 13	4.65% 8	7.56% 13	9.88% 17	<b>22.09%</b> 38	16.86% 29	2.33% 4	3.49% 6	2.33% 4	1.74% 3	172	<b>7.62</b>
Tennis Courts	4.79% 8	2.40% 4	2.99% 5	3.59% 6	4.79% 8	5.39% 9	5.99% 10	<b>16.17%</b> 27	12.57% 21	12.57% 21	7.19% 12	7.78% 13	7.19% 12	3.59% 6	2.99% 5	167	<b>7.40</b>
Pickle Ball Courts	4.24% 7	4.24% 7	4.85% 8	3.03% 5	2.42% 4	3.03% 5	7.27% 12	6.67% 11	<b>16.97%</b> 28	11.52% 19	7.27% 12	6.67% 11	5.45% 9	6.06% 10	10.30% 17	165	<b>6.88</b>
Campground	5.88% 12	5.39% 11	9.80% 20	3.43% 7	4.41% 9	2.94% 6	4.90% 10	5.88% 12	2.45% 5	5.88% 12	3.92% 8	7.84% 16	4.90% 10	<b>21.57%</b> 44	10.78% 22	204	<b>6.74</b>
Shooting Range	3.39% 6	4.52% 8	4.52% 8	7.91% 14	5.08% 9	4.52% 8	2.82% 5	2.82% 5	3.39% 6	4.52% 8	2.82% 5	<b>23.73%</b> 42	8.47% 15	9.60% 17	11.86% 21	177	<b>6.33</b>
Other	17.98% 16	3.37% 3	2.25% 2	3.37% 3	1.12% 1	1.12% 1	1.12% 1	3.37% 3	1.12% 1	1.12% 1	4.49% 4	3.37% 3	0.00% 0	5.62% 5	<b>50.56%</b> 45	89	<b>5.60</b>
Archery Range	1.78% 3	2.96% 5	5.33% 9	3.55% 6	2.96% 5	2.96% 5	2.37% 4	4.73% 8	4.14% 7	3.55% 6	5.92% 10	7.10% 12	<b>30.18%</b> 51	14.79% 25	7.69% 13	169	<b>5.37</b>

**Note:** The number of respondents that chose each number per amenity is shown in gray. The total aggregate score for each amenity, creating the rankings for needing the most development or improvement, is shown in green and is represented by the graph seen at the top.

## Question 38:

In your opinion, which of the following current amenities/services ADD THE MOST ECONOMIC VALUE to your property? One or more choices are allowed. PLEASE RANK YOUR CHOICES USING A NUMBER WHERE 1 MEANS THIS AMENITY ADDS THE MOST ECONOMIC VALUE.

Answered: 770 Skipped: 206



Amenity	1	2	3	4	5	6	7	8	9	10	11	12	13	14	15	Total	Score
Lake/Marina/Beaches	<b>63.19%</b> 424	20.86% 140	10.88% 73	2.38% 16	1.19% 8	0.30% 2	0.15% 1	0.00% 0	0.00% 0	0.15% 1	0.00% 0	0.00% 0	0.00% 0	0.15% 1	0.75% 5	671	<b>14.29</b>
Golf Course	31.01% 182	<b>39.69%</b> 233	10.90% 64	4.60% 27	4.26% 25	2.21% 13	1.36% 8	0.85% 5	0.51% 3	1.02% 6	0.00% 0	0.17% 1	0.68% 4	1.53% 9	1.19% 7	587	<b>13.22</b>
Country Club Restaurant / Bar	7.09% 38	20.52% 110	<b>39.37%</b> 211	11.01% 59	8.40% 45	4.29% 23	1.12% 6	1.68% 9	1.49% 8	1.12% 6	0.75% 4	0.00% 0	0.93% 5	0.93% 5	1.31% 7	536	<b>12.23</b>
Department of Safety	9.82% 44	12.72% 57	24.11% 108	<b>25.45%</b> 114	8.93% 40	5.58% 25	4.24% 19	2.90% 13	2.46% 11	1.56% 7	0.67% 3	1.12% 5	0.00% 0	0.45% 2	0.00% 0	448	<b>11.95</b>
Maintenance Department	2.67% 11	9.95% 41	12.38% 51	21.84% 90	<b>26.70%</b> 110	8.98% 37	4.13% 17	4.37% 18	4.13% 17	1.70% 7	0.97% 4	0.97% 4	0.73% 3	0.00% 0	0.49% 2	412	<b>11.08</b>
Swimming Pool	1.79% 7	7.40% 29	11.99% 47	<b>23.47%</b> 92	11.73% 46	17.86% 70	8.16% 32	5.87% 23	2.81% 11	3.57% 14	2.04% 8	1.53% 6	0.26% 1	0.51% 2	1.02% 4	392	<b>10.56</b>
Walking / Hiking / Biking Trails	5.18% 19	5.72% 21	9.81% 36	9.54% 35	11.44% 42	<b>12.26%</b> 45	10.08% 37	8.45% 31	6.81% 25	5.72% 21	10.63% 39	1.36% 5	1.63% 6	0.54% 2	0.82% 3	367	<b>9.54</b>
Lake Lodge	0.70% 2	4.18% 12	3.48% 10	7.32% 21	8.71% 25	13.94% 40	<b>20.21%</b> 58	13.24% 38	10.80% 31	7.32% 21	3.48% 10	3.14% 9	2.44% 7	0.00% 0	1.05% 3	287	<b>8.83</b>
Tennis Courts	0.35% 1	0.70% 2	1.75% 5	6.32% 18	12.98% 37	10.88% 31	12.63% 36	<b>17.89%</b> 51	10.18% 29	10.53% 30	9.12% 26	3.51% 10	1.05% 3	1.75% 5	0.35% 1	285	<b>8.23</b>
Equestrian Center / Stables	1.64% 5	3.28% 10	2.62% 8	4.59% 14	8.85% 27	9.18% 28	13.77% 42	12.13% 37	8.85% 27	<b>16.39%</b> 50	8.52% 26	4.26% 13	1.64% 5	3.28% 10	0.98% 3	305	<b>8.02</b>
Pickle Ball Courts	0.42% 1	0.00% 0	0.42% 1	4.17% 10	7.08% 17	5.42% 13	8.33% 20	6.25% 15	<b>15.00%</b> 36	12.50% 30	10.83% 26	7.92% 19	8.75% 21	8.33% 20	4.58% 11	240	<b>6.32</b>
Shooting Range	1.18% 3	1.57% 4	2.36% 6	3.15% 8	2.36% 6	5.12% 13	3.54% 9	6.69% 17	5.12% 13	5.12% 13	5.12% 13	<b>24.80%</b> 63	9.84% 25	11.02% 28	12.99% 33	254	<b>5.27</b>
Campground	1.17% 3	1.56% 4	1.17% 3	1.56% 4	4.69% 12	3.91% 10	2.73% 7	3.13% 8	5.47% 14	8.20% 21	11.33% 29	12.89% 33	12.89% 33	<b>24.22%</b> 62	5.08% 13	256	<b>5.02</b>
Archery Range	0.82% 2	0.00% 0	1.23% 3	0.41% 1	4.10% 10	1.23% 3	2.46% 6	1.64% 4	4.92% 12	6.97% 17	6.15% 15	14.34% 35	<b>35.66%</b> 87	15.98% 39	4.10% 10	244	<b>4.33</b>
Other	4.90% 5	2.94% 3	2.94% 3	1.96% 2	2.94% 3	3.92% 4	3.92% 4	0.00% 0	1.96% 2	0.98% 1	1.96% 2	1.96% 2	3.92% 4	6.86% 7	<b>58.82%</b> 60	102	<b>4.05</b>

**Note:** The number of respondents that chose each number per amenity is shown in gray. The total aggregate score for each amenity, creating the rankings for adding the most economic value, is shown in green and is represented by the graph seen at the top.

## Question 39:

What NEW (does not currently exist!) or significant modification to an existing amenity/service(s) would you like to see at PML? One or more choices are allowed. PLEASE RANK YOUR CHOICES WITH A NUMBER WHERE 1 MEANS THIS AMENITY IS THE MOST DESIRED NEW AMENITY OR SIGNIFICANT MODIFICATION TO AN EXISTING AMENITY.

Answered: 758 Skipped: 218



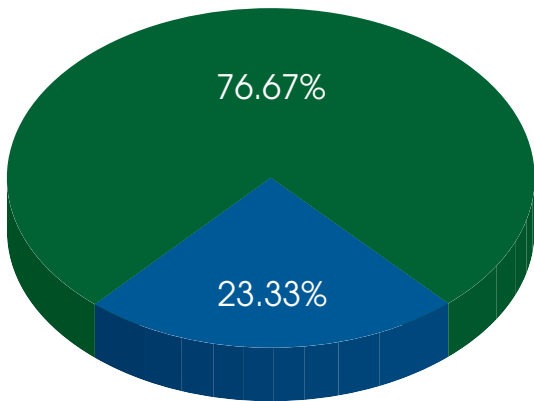
	1	2	3	4	5	6	7	8	9	Total	Score
Expanded access to high-speed internet service	<b>48.66%</b> 273	20.50% 115	15.69% 88	7.66% 43	5.70% 32	0.53% 3	0.36% 2	0.71% 4	0.18% 1	561	<b>7.91</b>
Exercise facility/gym	<b>35.92%</b> 171	28.15% 134	15.34% 73	8.40% 40	4.62% 22	1.47% 7	1.89% 9	0.84% 4	3.36% 16	476	<b>7.46</b>
Development of more walking/hiking/biking trails	21.54% 95	<b>26.08%</b> 115	23.58% 104	14.29% 63	6.58% 29	4.31% 19	2.27% 10	0.68% 3	0.68% 3	441	<b>7.12</b>
Larger swimming pool at a new location	<b>29.97%</b> 110	27.52% 101	13.62% 50	8.17% 30	6.81% 25	3.54% 13	1.63% 6	4.36% 16	4.36% 16	367	<b>7.01</b>
Renovation of existing Lake Lodge building	12.14% 34	14.64% 41	<b>17.50%</b> 49	16.07% 45	14.29% 40	11.43% 32	8.21% 23	5.00% 14	0.71% 2	280	<b>5.98</b>
Further development of current campground area for revenue generation	5.12% 13	11.81% 30	14.96% 38	11.02% 28	11.81% 30	11.81% 30	<b>18.90%</b> 48	9.84% 25	4.72% 12	254	<b>4.99</b>
Creation of an RV and large vehicle storage park	6.83% 19	8.99% 25	11.87% 33	14.39% 40	9.71% 27	8.99% 25	9.71% 27	<b>19.06%</b> 53	10.43% 29	278	<b>4.65</b>
Other	17.39% 16	9.78% 9	4.35% 4	10.87% 10	5.43% 5	4.35% 4	1.09% 1	10.87% 10	<b>35.87%</b> 33	92	<b>4.36</b>
Improved pickle ball facility	3.37% 7	4.81% 10	5.29% 11	7.69% 16	8.65% 18	<b>19.71%</b> 41	19.23% 40	17.79% 37	13.46% 28	208	<b>3.81</b>

**Note:** The number of respondents that chose each number per new or improved amenity is shown in gray. The total aggregate score for each amenity, creating the rankings for most desired new or modified amenity, is shown in green and is represented by the graph seen at the top.

### Question 40:

Would you like to see PMLA invest any of its time or money towards improving access to a higher-speed (broadband) Internet service for a larger community of PML members?

Answered: 806 Skipped: 170

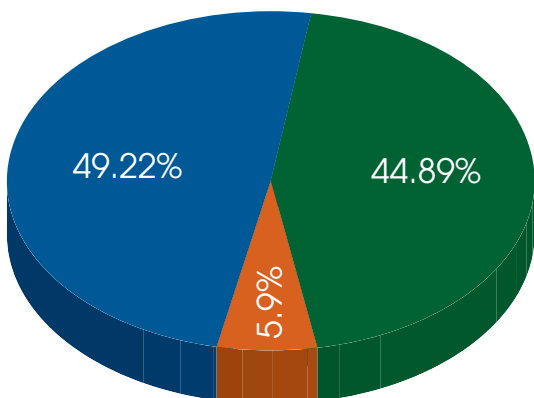


Answer Choices	Responses	
Yes	76.67%	618
No	23.33%	188
<b>Total Responses</b>	<b>806</b>	

### Question 41:

What increase in annual assessments would you be willing to accept to either add new amenities/services or significantly improve existing amenities/services? (Note: the annual 2016 PMLA assessment is \$2,040/year per property.)

Answered: 831 Skipped: 145



Answer Choices	Responses	
No increase in assessment is acceptable for this purpose.	44.89%	373
1% to 10% (approx \$20 to \$200 per property per year)	49.22%	409
11% to 20% (approx \$201 to \$400 per property per year)	5.90%	49
<b>Total Responses</b>	<b>831</b>	



**ASSOCIATION**